

THE 2:7 SERIES

COURSE 4

The Navigators is an international Christian organization. Jesus Christ gave His followers the Great Commission to go and make disciples (Matthew 28:19). The aim of The Navigators is to help fulfill that commission by multiplying laborers for Christ in every nation.

NavPress is the publishing ministry of The Navigators. NavPress publications are tools to help Christians grow. Although publications alone cannot make disciples or change lives, they can help believers learn biblical discipleship, and apply what they learn to their lives and ministries.

© 1979 by The Navigators

Revised edition © 1988, 1994

All rights reserved. No part of this publication may be reproduced in any form without written permission from NavPress, P.O. Box 35001, Colorado Springs, CO 80935.

ISBN: 08910-91696

Unless otherwise identified, Scripture quotations are from the *Holy Bible: New International Version*. Copyright © 1973, 1978, 1984, International Bible Society. Used by permission of Zondervan Bible Publishers. Other versions quoted are *The Amplified New Testament* (AMP), © The Lockman Foundation 1954, 1958, used by permission; *The Modern Language Bible: The Berkeley Version in Modern English* (MLB), © 1945, 1959, 1969 by Zondervan Publishing House, used by permission; the *Jerusalem Bible* (JB), © 1966, 1967, 1968 by Darton, Longman and Todd, Ltd., and Doubleday and Co., Inc., used by permission; *The Living Bible* (LB), © 1971 by Tyndale House Publishers, Wheaton, Illinois, used by permission; *The New American Standard Bible* (NASB), © The Lockman Foundation 1960, 1962, 1963, 1968, 1971, 1972, 1973, 1975, 1977; *The New English Bible* (NEB), © the Delegates of the Oxford University Press and the Syndics of the Cambridge University Press, 1961, 1970, reprinted by permission; J. B. Phillips; *The New Testament in Modern English, Revised Edition* (PH), © J. B. Phillips, 1958, 1960, 1972, published by the Macmillian Company, New York, and Collins Publishers, London, used by permission; the *Revised Standard Version of the Bible* (RSV), copyrighted 1946, 1952, © 1971, 1973; the *Good News Bible* New Testament (GNB), © American Bible Society, 1966, 1971, 1976; Kenneth S. Wuest: *Wuest Word Studies from the Greek New Testament* (WUEST), © 1942, 1947, 1952, 1954, by Wm. B. Eerdmans Publishing Company; and the *King James Version* (KJV).

Printed in the United States of America

2 3 4 5 6 7 8 9 10 11 12 13 14 15 / 00 99 98 97 96 95

Important

PARTICIPANTS

This course is designed to be used *only* by those who have successfully completed *Growing Strong in God's Family* and Courses 1-3 of *The 2:7 Series*.

LEADERS

Courses in *The 2:7 Series* should be *led only* by qualified leaders who have *participated in an instructor training seminar*. Seminars are available to churches and individuals desiring access to this discipleship curriculum. Information regarding training seminars may be obtained from Church Discipleship Ministries, The Navigators, P.O. Box 6000, Colorado Springs, CO 80934. The telephone number is (719)598-1212.

Comprehensive leaders guides have been prepared for those leading groups in *The 2:7 Series*. The leaders guides are available only to those who have attended a training seminar.

Contents

COMPLETION RECORD 5

SESSION 1 7

- Review the Goals of Course 3 7
- Scripture Memory Instructions—Week One 8
- The *Topical Memory System* in This Course 8
- Scripture Memory Helps 9
- TMS Subtopics Quizzes in Courses 4 and 5 10
- The New Bible Reading Highlights Record 14
- The Hand Illustration* 17
- Introduction to “Search the Scriptures” Bible Study 18
- How to Do a Book Survey 18

SESSION 2 22

- Scripture Memory Instructions—Week Two 22
- A Periodic Spiritual Inventory 23
- Bible Study—Book Survey of 1 Thessalonians 24
- How to Use the “Search the Scriptures” Study Blank 26

SESSION 3 31

- Scripture Memory Instructions—Week Three 31
- Scripture Memory Quiz 32
- How to Do Theme(s) and Conclusions 35
- Five-Point Application 35
- STS Chapter Analysis—1 Thessalonians 1 37

SESSION 4 42

- Scripture Memory Instructions—Week Four 42
- The Scripture Memory Quiz 43
- The Pass-It-On Concept 46
- Ministering One-to-One 46
- STS Chapter Analysis—1 Thessalonians 2 49

SESSION 5 54

- Scripture Memory Instructions—Week Five 54
- How to Do Effective Follow-Up 54

Follow-Up Plan—Assurance of Salvation 58
Follow-Up Plan—Initial Bible Study 60
Bible Study—Assurance of Salvation 61

SESSION 6 64

Scripture Memory Instructions—Week Six 64
Scripture Memory Quiz 65
STS Chapter Analysis—1 Thessalonians 3 69

SESSION 7 73

Scripture Memory Instructions—Week Seven 73
Follow-Up Plan—Quiet Time 74
Individual Discipleship Record 75
Assimilating New Believers into the Church 76

SESSION 8 77

Scripture Memory Instructions—Week Eight 77
STS Chapter Analysis—1 Thessalonians 4 79

SESSION 9 83

Scripture Memory Instructions—Week Nine 83
STS Chapter Analysis—1 Thessalonians 5 85

SESSION 10 89

Scripture Memory Quiz 90
How to Do a Book Summary 94
Bible Study—Book Summary of 1 Thessalonians 95

SESSION 11 98

A Parable: Saving Lives 98
Ministering in Small Groups and Triads 99
Lessons Learned During Course 4 101
Keep On Growing and Ministering 102

NOTES 103

Following page 103 you will find Follow-Up Plan Sheets, Future Scripture Memory sheets, Prayer Sheets, Individual Discipleship Records, Relationship Evangelism Activities Records, Bible Reading Highlights Records and Scripture Memory Verses. Any of these pages may be reproduced without permission.

Completion Record

Ask others in your study group to check you on your completion of the requirements in this course and have them initial and date each section.

SCRIPTURE MEMORY	Initial	Date
<i>Grow in Christlikeness, TMS D 1-12, memory verses:</i>		
“Love”—John 13:34-35		
“Love”—1 John 3:18		
“Humility”—Philippians 2:3-4		
“Humility”—1 Peter 5:5-6		
“Purity”—Ephesians 5:3		
“Purity”—1 Peter 2:11		
“Honesty”—Leviticus 19:11		
“Honesty”—Acts 24:16		
“Faith”—Hebrews 11:6		
“Faith”—Romans 4:20-21		
“Good Works”—Galatians 6:9-10		
“Good Works”—Matthew 5:16		
Quoted <i>Grow in Christlikeness</i> verses.		
Reviewed all of <i>Be Christ’s Disciple</i> , C 1-12, for seven consecutive days.		
Reviewed all of <i>Proclaim Christ</i> , B 1-12, for seven consecutive days.		
Get 100 percent on one quiz (topics, references, and first two words for Series A, B, C in the <i>TMS</i>).		
Took the quiz (topics, references, and first two words for Series A through D in the <i>TMS</i>).		

QUIET TIME

Completed Bible Reading Highlights Record for two weeks, meeting your own personal goal.		
--	--	--

BIBLE STUDY

Session 2—Book survey of 1 Thessalonians (pages 24-25)		
Session 3—1 Thessalonians 1:1-10 (pages 37-40)		
Session 4—1 Thessalonians 2:1-20 (pages 49-52)		
Session 6—1 Thessalonians 3:1-13 (pages 69-72)		
Session 8—1 Thessalonians 4:1-18 (pages 79-82)		
Session 9—1 Thessalonians 5:1-28 (pages 85-88)		
Session 10—Book summary of 1 Thessalonians (pages 95-96)		

EVANGELISM	Initial	Date
Maintained Activities Record for two people.		
Read "A Parable: Saving Lives." (pages 98-99)		

DISCIPLING		
Studied "Ministering One-to-One." (pages 46-48)		
Studied "How to Do Effective Follow-Up." (pages 54-60)		
Completed the Bible study "Assurance of Salvation." (pages 61-63)		
Role-played the "Quiet Time" follow-up plan. (page 74)		
Read Individual Discipleship Record. (page 75)		
Read "Assimilating New Believers into the Church." (page 76)		
Studied "Ministering in Small Groups and Triads." (pages 99-101)		
Completed one-to-one discipling requirement (complete in either course 4 or course 5).		

OTHER		
Studied <i>The Hand Illustration</i> . (page 17)		
Completed and discussed "A Periodic Spiritual Inventory." (pages 23)		

Session 1

OUTLINE OF THIS SESSION

1. Discuss “Review the Goals of Course 3.”
2. Preview Course 4 by looking over the Completion Record.
3. Survey the “Scripture Memory Instructions—Week One” (page 8).
4. Discuss “The *Topical Memory System* in This Course” (pages 8-9).
5. Discuss “Scripture Memory Helps” (pages 9-10).
6. Discuss “*TMS* Subtopics Quizzes in Courses 4 and 5” (page 10).
7. Discuss “The New Bible Reading Highlights Record” (pages 14-16).
8. Discuss *The Hand Illustration* (page 17).
9. Read and discuss the information about “Search the Scriptures Bible study” (pages 18-21).
10. Read the “Assignment for Session 2” (page 21).
11. Pray.

Review the Goals of Course 3

The goals of Course 3 were as follows:

1. To experience a more consistent and meaningful quiet time by
 - a. combining meaningful Bible reading and prayer.
 - b. succeeding in having regular quiet times during the course.
 - c. recording daily quiet time thoughts and how they impressed you on a Bible Reading Highlights Record.
 - d. growing in your ability to share key quiet time thoughts with others.
2. To quote accurately the twelve passages of *Be Christ’s Disciple*.
3. To maintain the previous passages from *Proclaim Christ* and *Live the New Life*.
4. To become more effective in lifestyle evangelism by
 - a. participating in activities with non-Christians.
 - b. learning how to handle questions and problems.
 - c. discussing “How to Influence Your Relatives for Christ.”
 - d. sharing *The Bridge Illustration* or your testimony with a non-Christian.
 - e. praying regularly for non-Christian friends.
5. To learn how to be a skilled Bible study discussion leader.

6. To spend a half day in prayer.
7. To study the articles *Born to Reproduce* and *Christlikeness*.
8. To learn how to write five-point applications.

Scripture Memory Instructions—Week One

In Course 4 you will continue to memorize the *Topical Memory System*. In Course 5 you will have the option of either memorizing six to twelve passages in the *Topical Memory System*, or memorizing verses you have selected. We suggest that you complete the *Topical Memory System* verses soon after you finish *The 2:7 Series*.

A major purpose of these 2:7 courses is to establish lifelong habits of growing in Christ through consistent intake of the Word. As you are well aware, it takes discipline. Scripture memory is hard work. For the time spent, however, it is one of the greatest investments you will ever make.

The Topical Memory System in This Course

In the first three courses of *The 2:7 Series* you learned passages in the *Topical Memory System* from Series A, *Live the New Life*; B, *Proclaim Christ*; and C, *Be Christ's Disciple*. The two remaining series are D, *Grow in Christlikeness*; and E, *Rely on God's Resources*. During Course 4 you will memorize the following twelve passages:

D. *Grow in Christlikeness*

Love	John 13:34-35	1 John 3:18
Humility	Philippians 2:3-4	1 Peter 5:5-6
Purity	Ephesians 5:3	1 Peter 2:11
Honesty	Leviticus 19:11	Acts 24:16
Faith	Hebrews 11:6	Romans 4:20-21
Good Works	Galatians 6:9-10	Matthew 5:16

CONFORMITY TO CHRIST

Christlikeness is God's goal for every believer. But many of us have yielded to the pressures to conform to this world by lowering ourselves to standards that are not scriptural. No wonder our influence for Christ is often limited! Only as others see Jesus in us will they be attracted to Him. Christlike character cannot, however, be tacked on the outside; it must come from within.

As we meditate on Scripture and allow the Word to permeate our minds, it remains there to influence our reactions and decisions, and to form Christian character. In Series D you will learn twelve passages to help you focus attention on this process. Scripture memory can have a profound influence on one's character.

SCRIPTURE MEMORY REVIEW PATTERN

Each week you will carry only one series of verses for daily review and will leave the other two series of verses in your verse box. The series are A, B, and C. You will be memorizing the D Series during this course.

PLANNING FOR FUTURE SCRIPTURE MEMORY

There are several sources for choosing verses to memorize. Verses that impress you during the Bible studies on 1 Thessalonians are a good place to start.

You may already have noted verses from messages, Bible studies, and quiet times that you would like to learn. Also, there may be promises you are claiming, workshop portions, or practical passages from Proverbs that you would like to memorize. Keep a running list of verses you might like to memorize in the future. You will find a Future Scripture Memory page in the back of this book. You may make photocopies if you wish.

Plan to make it a lifelong habit to lay up Scriptures in your heart and to review and meditate on them. You will find it helpful in the future to review the Scripture memory principles you have studied in *The 2:7 Series* (Course 1, pages 8-10).

I desire to do your will, O my God; your law is within my heart.

—Psalm 40:8

Scripture Memory Helps

Memorizing Scripture can be fun! Here are some suggestions for making Scripture memory more meaningful and enjoyable.

Role-Play

Try role-playing situations. Have two group members conduct a conversation in which one of them expresses a particular need. The other person then uses memorized verses to help meet that need.

Some examples: a person who doubts his salvation; someone who feels he is not important enough for God to care about him; someone who feels his problems are unique and impossible to deal with; someone who believes his sins are so great that God cannot possibly accept him; or someone who is facing an important decision.

Share Testimonies

Share testimonies within your group about the benefits of Scripture memory. You can also draw from outside sources, such as articles, messages, and other testimonies.

Use Visuals

Some people memorize better using visuals—putting motions to verses, drawing pictures, and so on. Have fun experimenting with these ideas and others. Use variety in learning. Share with one another what you have tried that works.

Pair Up

Pair up to encourage each other outside the class. Review over the phone. Spend extra time going over the more difficult passages. Build each other up to be finishers. Some people really struggle with Scripture memory.

Have Quizzes

Have quizzes together in your group. For instance, play a game of “name that verse.” After someone quotes a few words, have another person finish the verse or give the reference. You need to be aware of the different translations when you do this.

Pray over Verses

Pray together over verses that have been memorized.

Tape Record

Put verses on tape for use in your car, walkman, or in your home. Take advantage of any spare moments to review the Word.

Meditate on Verses

Share with one another how you have meditated on Scripture through paraphrasing, cross-referencing, and applying the Word to your life.

People learn in many different ways, and various factors contribute to a person’s learning style. Some of us are primarily auditory, while others are visual learners. Concentrate on what helps you. Be creative. Encourage one another. Enjoy learning together as you memorize the Word.

TMS Subtopics Quizzes in Courses 4 and 5

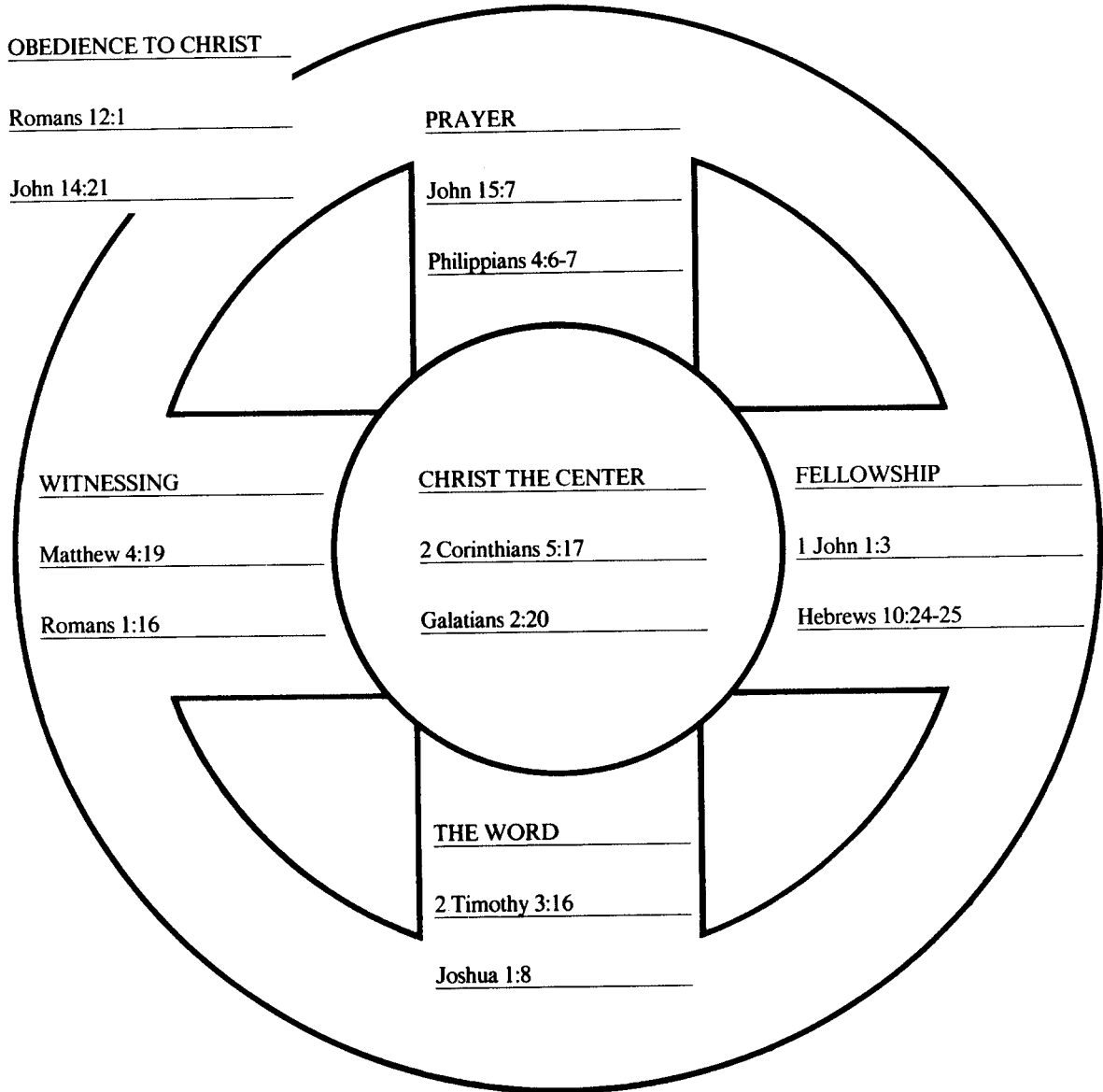
The *TMS* quizzes in Courses 4 and 5 are designed to help you sharpen your ability to recall subtopics and to link them with their references. In each quiz you will write down the subtopics, Scripture references, and only the first two words of each memory passage. During Course 4 there are quizzes in Sessions 3, 4, 6, and 10. In Course 5 you will take two quizzes.

For the quizzes in Course 4, you will have drawings of *The Wheel* and *The Bridge* with blank lines for the subtopics, references, and first two words of each passage. You will have only blank lines to fill in for *Be Christ’s Disciple* and, in Session 10, for *Grow in Christlikeness*.


On pages 11-13 are samples of forms you will use for the quiz in Session 3. All of the subtopics and references have been included. You may want to review these pages as part of your preparation for the quizzes.

Scripture Memory Quiz

A. LIVE THE NEW LIFE



B. PROCLAIM CHRIST

<u>CHRIST PAID THE PENALTY</u>		
Romans 5:8 _____		
1 Peter 3:18 _____		
		
OUR PROBLEM	GOD'S REMEDY	OUR RESPONSE
<u>ALL HAVE SINNED</u>		<u>MUST RECEIVE CHRIST</u>
Romans 3:23 _____		John 1:12 _____
Isaiah 53:6 _____		Romans 10:9-10 _____
<u>SIN'S PENALTY</u>		<u>ASSURANCE OF SALVATION</u>
Romans 6:23 _____		1 John 5:13 _____
Hebrews 9:27 _____		John 5:24 _____
	<u>SALVATION NOT BY WORKS</u>	
	Ephesians 2:8-9 _____	
	Titus 3:5 _____	

C. BE CHRIST'S DISCIPLE**PUT CHRIST FIRST**

Matthew 6:33

Luke 9:23

SEPARATE FROM THE WORLD

1 John 2:15-16

Romans 12:2

BE STEADFAST

1 Corinthians 15:58

Hebrews 12:3

SERVE OTHERS

Mark 10:45

2 Corinthians 4:5

GIVE GENEROUSLY

Proverbs 3:9-10

2 Corinthians 9:6-7

DEVELOP WORLD VISION

Acts 1:8

Matthew 28:19-20

The New Bible Reading Highlights Record

The Bible Reading Highlights Record for Courses 4 and 5 has some added features that will further strengthen your walk with God.

At the top of the Bible Reading Highlights Record, space is provided for “Prayer Concerns” and “Thanksgiving” for the upcoming week. The “Requests” on your regular Prayer Sheet are more long range. Here they are short term—the ones on your heart and mind for this week. The purpose for writing them here is to serve as a reminder for the present time. Under “Thanksgiving” you will write down things for which you are grateful this week.

You will note that instead of specific days on these sheets there is blank space for the date. In Courses 4 and 5, you determine your rate of consistency in quiet time. Some may want to continue with seven days each week, others with five. You decide before God the number of days, then be accountable on the Completion Record for that amount for a two-week period of time.

“My response to God” is an abbreviated written prayer based on the portion of Scripture that impressed you that day.

The “Personal Journal” section on the back side of the Bible Reading Highlights Record has been added to further help you keep track of how God is at work in your life. It is primarily a spiritual diary. You may use it to record daily observations or you may want to review the highlights of the past week and then write your entry. A journal is an excellent tool for helping you see how God is dealing with you.

What you write in your “Personal Journal” can come from many sources—from your daily time with the Lord, a reading program apart from your quiet time, from times of reflection and evaluation, or from extended times alone with the Lord. Ideas can also come from listening to messages, participating in seminars, or reading books.

The four new items are optional.

BIBLE READING HIGHLIGHTS RECORD

“Happy are those who keep my ways. Hear instruction, be wise, and do not refuse it. Happy is the man listening to me, watching daily at my gates, keeping watch at my doorposts.”

—Proverbs 8:32-34, MLB

PRAYER CONCERNS

THANKSGIVING

Date: _____ All I read today _____
 Best thing I marked today: *Reference:* _____
 Thought: _____

Date: _____ All I read today _____
 Best thing I marked today: *Reference:* _____
 Thought: _____

How it impressed me: _____

How it impressed me: _____

My response to God: _____

My response to God: _____

Date: _____ All I read today _____
 Best thing I marked today: *Reference:* _____
 Thought: _____

Date: _____ All I read today _____
 Best thing I marked today: *Reference:* _____
 Thought: _____

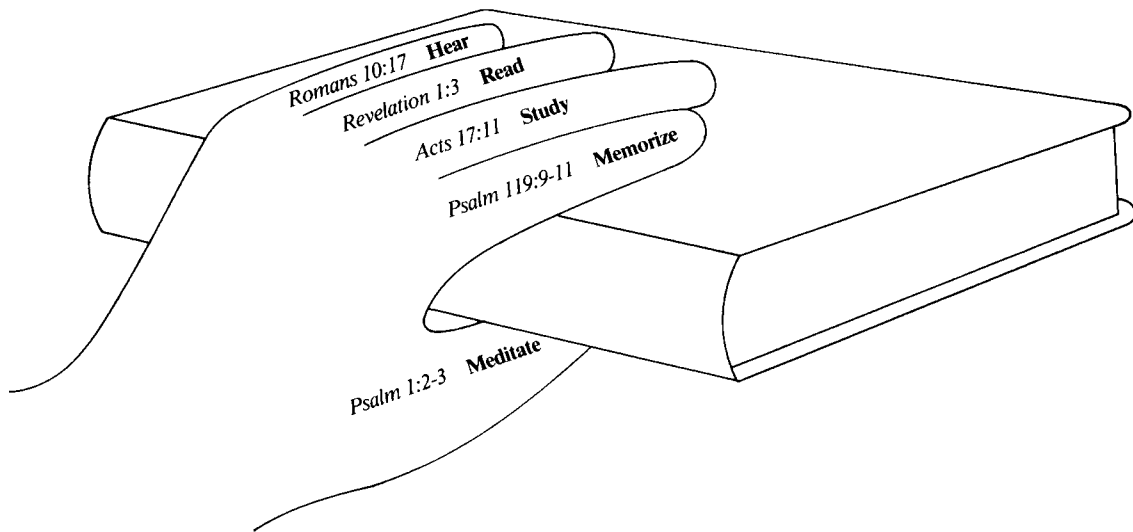
How it impressed me: _____

How it impressed me: _____

My response to God: _____

My response to God: _____

The Hand Illustration



The Hand Illustration shows us practically how to have a working grasp of the Scriptures. It has been estimated that we remember

- 5 percent of what we HEAR.
- 15 percent of what we READ.
- 35 percent of what we STUDY.
- 100 percent of what we MEMORIZE (if we consistently review it).

So a balanced intake of the Bible comes through hearing, reading, studying, and memorizing. Then, as you meditate on the Scriptures during these four activities, they become more personal and specific in helping you grow in Christlikeness.

Let's look in more detail at these five methods of learning from the Bible.

1. *Hearing* the Word of God from godly pastors and teachers provides us with insight from Bible study done by others. It also stimulates our own appetite for the Scriptures. (Taking notes will increase your ability to retain what you hear.)
2. *Reading* the Bible gives us an overall picture of the Bible, and is also the foundation of the daily quiet time.
3. *Studying* the Scriptures is more in-depth than reading. Bible study deepens our convictions. It requires greater time and effort, and results in increased Bible knowledge.
4. *Memorizing* God's Word enables us to use the Sword of the Spirit to overcome temptations, and to have verses readily available for ministering to both Christians and non-Christians. Scripture memory stimulates meaningful meditation.
5. *Meditation* is the inward process that should accompany each of the other four methods of Scripture intake. As we meditate on God's Word we discover its transforming power at work in us.

In preparation for Session 2 you will take a spiritual inventory using *The Wheel* and *The Hand*. It is called "A Periodic Spiritual Inventory" and is on page 23. This is an excellent exercise for you to do for yourself from time to time.

Introduction to “Search the Scriptures” Bible Study


During *Growing Strong in God’s Family* and in Courses 1-3 of *The 2:7 Series*, we studied the Bible using a question-and-answer format. This topical approach enabled us to cover a number of important subjects quickly. In Courses 4 and 5 you will begin a new, more inductive approach to Bible study. With the topical approach, you worked on important issues that someone else had previously digested and outlined for you. Now you will be studying the text of God’s Word directly without preconceived ideas of what it says. You will make observations, meditate on them, compare your assessments with what is said in other portions of God’s Word, and draw some conclusions about what you have discovered. Group discussion will provide opportunity for you to share the truths you have learned with others. It will also aid you in listening to what they have found in God’s Word.

In the next two courses, you will be using a study process called “Search the Scriptures.” As you use this method to study the book of 1 Thessalonians in this course, you will take one week to complete the book survey, five weeks for analyzing each chapter, and one week for the book summary. This is the approach we will use in studying 1 Thessalonians:

BOOK SURVEY	CHAPTER ANALYSIS	BOOK SUMMARY
-------------	------------------	--------------

How to Do a Book Survey

A book survey gives you a sweeping overview of the entire book. The survey will help you grasp the book as a whole before you analyze it chapter by chapter. On page 19 is an explanation of the eight sections of the book survey, followed by a sample book survey from 1 Corinthians.



Much of the information necessary for a book survey can be found in the text of the Bible itself. Therefore, you will want to do your own research before digging into reference materials. After completing your own research in the Bible, other background materials can be found in the following sources:

1. Study Bibles
2. Bible dictionaries
3. Bible encyclopedias
4. Bible handbooks



Don't avoid reference material.

Explanation of Eight Sections of "STS" Book Survey

1. Principal Personalities—The first category of study on the "STS" Book Survey Form is Principle Personalities. Here we want to know who the main players are. Who is the author? Who are the recipients? Who are the other prominent people in the book? How do they relate to one another?

2. Historical Setting—We wish to discover what else was happening in the lives of the principle personalities that might affect what was written. Were there other major events taking place in this area when the book was written that would determine what was said or how it was received?

3. Geography—How might the geographical surroundings influence what was written?

4. Purpose—Why was the book written? What was the writer trying to accomplish? Is the purpose stated in the book?

5. Theme/Themes—What are the major emphases in the book?

6. Style—Does the author use illustrations or present logical arguments? Is his style personal or instructional?

7. Key Words—Repeated words and phrases may be helpful in understanding what the author is trying to communicate. (You will do this exercise as part of the next week's assignment.)

8. Overview—Construct a tentative outline of the book. Consider the first draft to be a "working outline" and therefore open to change as you gain new insights. When you have studied the book chapter by chapter, you will probably want to restate the theme and revise the outline. A sample "STS" Book Survey Form is included for 1 Corinthians.

“STS” Book Survey Form

Book: 1 Corinthians Date: _____

1. Principal Personalities: Paul, the author; Apollos and Peter, fellow teachers of God's Word; members of the church at Corinth.

2. Historical Setting: Paul first visited Corinth in AD 52 while on his second missionary journey (Acts 18:1-16). He was joined later by Silas and Timothy and resided in Corinth for 18 months. There Paul met Priscilla and Aquila, fellow tentmakers, and founded a church. This book was written about AD 57 from Ephesus.

3. Geography: Corinth was a very large and wealthy commercial center located on the Greek isthmus. It was a strategic link in an east-west trade route of the Roman Empire. Its people were known as pleasure-seekers, idolaters, immoral, and corrupt.

4. Purpose: To answer questions sent in a letter to Paul by the Corinthians and to correct disorders in the church.

5. Theme(s): (1) Applying Christian principles to problems in the church.
(2) Developing godly character as individuals in the church.

6. Style: Personal, pastoral, correctional with love.

7. Key Words: Christ, spirit, body, wisdom, church, idols, idolatry.

8. Overview: 1. *Corrections for the Corinthian Church (1-10)*
- A. *Divisions (1-4)*
 - 1. *Introduction / explanation of problem (1:1-17)*
 - 2. *Clarification of gospel message (1:18-2:16)*
 - 3. *Description of role of gospel messenger (3:1-4:21)*
 - B. *Moral and ethical issues (5-6)*
 - 1. *Incest (5)*
 - 2. *Taking fellow believers to court (6:1-11)*
 - 3. *Sexual immorality (6:12-20)*
 - C. *Marriage (7)*
 - D. *Things offered to idols (8-10)*
 - 1. *Rights explained (8-9)*
 - 2. *Old Testament examples cited (10:1-13)*
 - 3. *Principles applied (10:14-33)*
 - E. *Public worship (11)*
 - 1. *Prayer (11:1-16)*
 - 2. *Communion (11:17-34)*
11. *Instructions for Christian service (12-16)*
- A. *Use of spiritual gifts (12-14)*
 - 1. *Diversity and importance (12)*
 - 2. *Proper attitude (13)*
 - 3. *Prophecy compared with tongues (14:26-40)*
 - 4. *Guidelines for public worship (14:26-40)*
 - B. *Importance of Resurrection (15)*
 - C. *Parting words (16)*

ASSIGNMENT FOR SESSION 2

1. Scripture Memory:
 - a. Study and complete “Scripture Memory Instructions—Week Two” (page 22). Memorize the passages on “Love,” John 13:34-35 and 1 John 3:18.
 - b. Review daily the passages of C, *Be Christ’s Disciple*, and the two new verses after you learn them.
2. Quiet Time: Continue your Bible reading, marking, recording, and responding back to God in prayer. Use whatever optional items on the New Bible Reading Highlights Record you find helpful.
3. Bible Study:
 - a. Reread the explanation for the book survey (page 19).
 - b. Complete the book survey using the form on pages 24-25.
4. Evangelism:
 - a. Come prepared to report on any evangelistic opportunities this week.
 - b. Come prepared to share progress you have made with people listed on your Activities Record.
5. Other: Complete “A Periodic Spiritual Inventory” (page 23).

Session 2

OUTLINE OF THIS SESSION

1. Break into verse review groups and review the passages on “Love,” John 13:34-35 and 1 John 3:18.
2. Share from your Bible Reading Highlights Record.
3. Report on any evangelistic opportunities this past week.
4. Share progress you have made with people listed on your Activities Record.
5. Discuss “A Periodic Spiritual Inventory” (page 23).
6. Discuss the book survey of 1 Thessalonians (pages 24-25).
7. Discuss the “Search the Scriptures” study plan (pages 26-30).
8. Read the “Assignment for Session 3” (page 30).
9. Pray.

Scripture Memory Instructions—Week Two

About the Verses

SERIES D: GROW IN CHRISTLIKENESS

The Christlike life is the only life that can bring glory to God and vitality to daily living. Having Jesus Christ in our lives makes us different and attracts the attention of others who are searching for real answers to life’s problems.

TOPIC 1. LOVE

Genuine love is rare. Real love is an attribute of God, for “God is love” (1 John 4:8). This love cannot be produced by ourselves; it is the fruit of the Holy Spirit.

John 13:34-35—Jesus said the true mark of His disciples is their love for one another.

1 John 3:18—Love must express itself not only in words, but also in deeds.

Your Weekly Plan

1. Carry the Series C verses in your pack and review them daily. Leave the Series A and B verses in your verse box.

2. Place John 13:34-35 and 1 John 3:18 in the window of your pack. Keep the unlearned Series D cards in your verse box.

3. Read the context of each passage as you begin to memorize it. Think of its meaning.

4. Learn your first new passage on the first two days after your 2:7 *Series* class, and the second passage on the next two days.

5. After you have memorized your two new passages, write them out or quote them to someone before coming to class.

6. Continue daily review of Series D passages you have memorized.

A Periodic Spiritual Inventory

In *Growing Strong in God's Family* you studied *The Wheel Illustration*, which represents the balanced Christian life. Last session you saw that “the Word spoke” of *The Wheel* is presented in more detail in *The Hand Illustration*. In this session, you will take a personal inventory using both *The Wheel* and *The Hand*.

You may want to take this inventory occasionally to evaluate the balance in your spiritual life.

1. How would you currently rate yourself on the following items, using a scale of one to ten? (One is poor, ten is excellent.)

THE WHEEL

- ___ Christ as the center of my life
- ___ Obedience to Christ
- ___ Intake of the Word
- ___ Prayer
- ___ Fellowship
- ___ Witnessing

THE HAND

- ___ Hearing the Word
- ___ Reading the Word
- ___ Studying the Word
- ___ Memorizing the Word
- ___ Meditating on the Word

2. List the ways in which you are currently experiencing success in some of these eleven areas.

3. List any adjustments you plan to make in some of these eleven areas.

“STS” Book Survey Form

Book: 1 Thessalonians Date: _____

1. Principal Personalities: _____

2. Historical Setting: _____

3. Geography: _____

4. Purpose: _____

5. Theme(s): _____

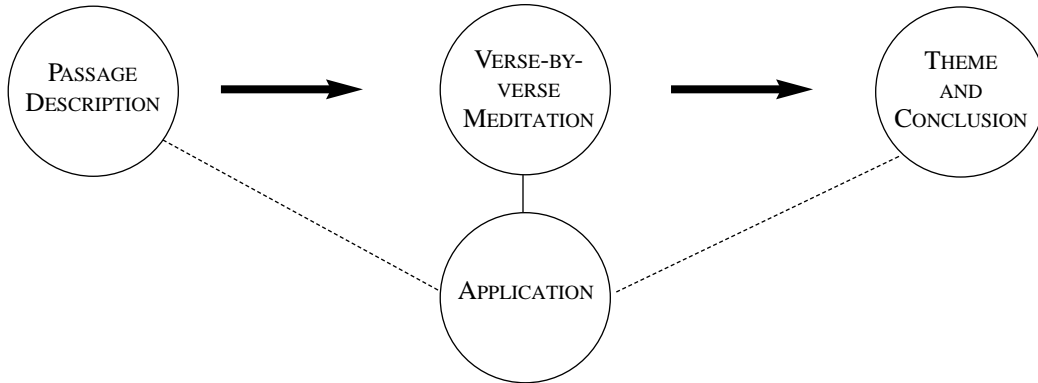
6. Style: _____

7. Key Words: _____

Chapter Analysis

How to Use the “Search the Scriptures” Study Blank

When preparing the “Search the Scriptures” (STS) Bible study, you will begin with a passage description, then do a verse-by-verse meditation, followed by your theme and conclusion. Keep alert for possible applications from any part of your study. The study process is illustrated below.



The “STS” Bible study incorporates the Bible study principles of observation, interpretation, and application that you have used previously in this course:

- *Observation*—What does it say?
- *Interpretation*—What does it mean?
- *Application*—How can I apply this to my life?

As you proceed through the study process described above, be aware of which principle you are using. You will notice on the “STS” study blank that the first exercise in observation will be the passage description.

HOW TO DO A PASSAGE DESCRIPTION

Read through the chapter several times to get a feel of the general message, then describe the contents of the passage by summarizing, outlining, or rewriting the text. When writing your passage description, do not attempt to analyze or interpret. Carefully observe *what* is being said, not *why*.

Summarize

One method of describing a passage is to *summarize* it. First, you should divide the passage into paragraphs. The original text did not have paragraph divisions like we find in our Bibles. Therefore, you may wish to divide the material in a different way. Chapter 1 of 1 Thessalonians could be divided in the following manner:

- Paragraph 1—verses 1-5
- Paragraph 2—verses 6-10

After determining the paragraph divisions, write a sentence or two summarizing the content of each paragraph. Don’t worry if you omit significant details, you are just trying

to ascertain the general contents of the passage. Notice the example below for 1 Thessalonians 1:1-10.

Verses 1-5: After a word of greeting, Paul tells how thankful he is for the quality of life of the Thessalonian believers.

Verses 6-10: In following Paul's example, the Thessalonians became an influence throughout Macedonia and Achaia.

Outline

A simple outline is another method of describing a passage. An outline divides a passage into its natural paragraphs and then assigns titles to them. After you have titled the main divisions, list as many sub-points under each of the main headings as you need to describe its general contents. An outline for 1 Thessalonians 1:1-3 might look like this:

- I. Greetings (verse 1)
- II. Thanksgiving for the Thessalonians (verses 2-3)
 - A. Their work (verse 3)
 - B. Their labor (verse 3)
 - C. Their endurance (verse 3)

Rewrite the Passage

Another method of describing the passage is to rewrite it without the modifying phrases. What you basically record are the subjects, verbs, and objects. A description of 1 Thessalonians 1:1-6 might look like this:

Grace to you (verse 1).

We give thanks to God for you (verses 2-4).

Our gospel came to you (verse 5).

You became imitators of us (verse 6).

HOW TO DO VERSE-BY-VERSE MEDITATION

Once you have completed a general study of the passage by describing it, you will want to make an intense study of the details of the passage. The Bible study principles of observation, interpretation, correlation, and application will be applied to the study of individual verses.

Work across the three columns of the "STS" blank *horizontally*, not *vertically*. The objective is to meditate on important verses, not to record something about every verse in every column. Select a verse you wish to meditate on, and list the verse number in the left column. Then, take a concentrated look at the verse. Record on the blank your observations, questions, answers, cross-references, and any other notes or comments.

VERSE-BY-VERSE MEDITATION

V	Observation
1	A letter from 3 men who probably traveled together
2	Paul gives thanks for them (denotes his personal concern)
3	Three parallel thoughts: 1. word of faith 2. labor of love 3. steadfastness of hope

V	Questions and Answers (Interpretation)
1	When were they in Thessalonica?
2	What did Paul pray for them? (Eph. 1:17-21; 3:16-21)
3	What is faith? Trusting in God's character and obeying Him. What is steadfastness of hope? "Patient waiting for Christ, enduring trials until He comes."

V	Cr. Ref. and Linking Thought (Interpretation)
1	Acts 17:1 After they visited Amphipolis & Apollonia
2	1 Thes 5:18 Give thanks in everything
3	2 Thes 3:5 Steadfastness of Christ Heb 11:1 Faith is confident assurance of the unseen and future

Notes & Comments
Maybe I should write Joe a follow-up letter. Do topical study on thanksgiving.
Am I enduring under trials? Am I focusing on Christ as my hope?


Observation

Proper observation is the foundation upon which good interpretation and application are built. As you focus on a verse, record your observations in the appropriate column. One observation from 1 Thessalonians 1:5 is that the impact of the gospel's coming with power, with the Holy Spirit, and with deep conviction is related to how Paul lived his life among the Thessalonians.

Questions

The questions section takes considerable time and effort, but it is an excellent way to meditate on God's Word. Penetrating questions will aid you in interpreting the passage and in discovering wonderful truths you had not seen before. Look at 1 Thessalonians 1:5 again. Here are some possible questions to record:

- How did Paul and his companions live when they were with the Thessalonians?
- What is the relationship between the way we live our lives among people and the impact of the gospel on their lives?




Answers

The Scriptures do not provide clear-cut answers for every issue, so be careful not to insist on always finding one. Major on what God has plainly revealed. In many cases it is best to write your questions without trying to answer them. And in some cases, a succeeding verse or a cross-reference may answer your question.

In many cases, a question will stimulate further study in the Bible or in outside sources. For example, 1 Corinthians 16:15 (KJV) speaks of men who have “addicted themselves to the ministry of the saints.” The question, What are the characteristics of an addict? may stimulate you to find an answer in a medical textbook. In most cases, however, you will want to find as many answers as possible from the Bible itself.

Cross-References

The Bible is its own best commentary. The content of one passage clarifies and interprets the content of another. Cross-references come from the book you are studying (internal cross-references) and from elsewhere in the Scriptures (external cross-references).



Internal cross-references show the relationship of a verse to the paragraph, the chapter, and the book in which it is found. They help preserve the context of the verse. External cross-references show how the verse being studied relates to other verses in the Bible. It is helpful to see how the same truth is treated in other books. Some of the most important types of external cross-references are parallel, contrasting, and illustrative cross-references.

Parallel cross-references say virtually the same thing as the verse being studied but

often add additional facts. For example, 1 Thessalonians 2:12, “to live lives worthy of God, who calls you into his kingdom and glory,” is similar to Ephesians 4:1, “As a prisoner for the Lord, then, I urge you to live a life worthy of the calling you have received.” While the content is similar, Ephesians 4:2-3 goes on to explain more fully how to live this way.

Contrasting cross-references are verses which seem to contradict the verse being considered. For example, 1 Thessalonians 5:14 says to “warn those who are idle,” while 2 Thessalonians 3:6 says to “keep away from every brother who is idle.” What is the difference? How can you do both? The new insight gained from the resolution of this seeming contradiction is the benefit of this type of cross-reference.

Illustrative cross-references are historical events which clearly illustrate a principle stated in Scripture. First Thessalonians 5:16 says we are to “be joyful always.” An illustration of this principle can be found in Acts 16:25 where we find Paul and Silas in prison for preaching the gospel, and yet they are “praying and singing hymns of praise to God.”

In the space provided for linking thoughts, try to express what the cross-reference adds to the verse being studied. How does the cross-reference alter or enhance your understanding of the verse?

Try to locate your own cross-references first. These may be from verses you have memorized or from a general knowledge of the Bible. If you need help in locating good references, a number of sources of cross-references are available. Many Bibles print references in the margins or in a concordance in the back of the Bible.

Notes and Comments

This column on the “STS” study form is provided for your own study emphasis. You may wish to list implications, possible applications, illustrations, definitions, ideas for further study, something you wish to share with a friend, etc.

ASSIGNMENT FOR SESSION 3

1. Scripture Memory:
 - a. Memorize Philippians 2:3-4 and 1 Peter 5:5-6, the “Humility” passages.
 - b. Review the Series A passages daily, and the Series D passages as you learn them.
 - c. Prepare yourself for a quiz on A, B, and C in the *TMS*—topic, reference, and the first two words of each verse.
2. Quiet Time: Continue your Bible reading, marking, recording, and responding back to God in prayer.
3. Bible Study:
 - a. Study “How to Do Theme(s) and Conclusions” (page 35).
 - b. Review how to do a “Five-Point Application” (page 35).
 - c. Complete your own Bible study of 1 Thessalonians 1:1-10. Complete the “STS” Study Plan Form on pages 37-40. Do a Passage Description, Verse-by-Verse Meditation, Theme, Conclusions, and Application.
4. Evangelism: Pray daily for those people you are seeking to reach for Christ. Time will be allotted to pray for them in the group meeting.

Session 3

OUTLINE OF THIS SESSION

1. Break into verse review groups and review the passages on “Humility,” Philippians 2:3-4 and 1 Peter 5:5-6. (Work at getting anything signed that you can on your Completion Record.)
2. Share from your Bible Reading Highlights Record.
3. Pray for people you are seeking to reach for Christ.
4. Take the quiz on the topics, references, and the first two words for Series A, B, and C of the *Topical Memory System*.
5. Discuss “How to Do Theme(s) and Conclusions” (page 35).
6. Discuss the Bible study for 1 Thessalonians 1:1-10.
7. Read the “Assignment for Session 4” (page 41).
8. Pray.

Scripture Memory Instructions—Week Three

About the Verses

TOPIC 2. HUMILITY

Although by nature we tend to be proud, we do have the ability to learn humility. Jesus said, “Take my yoke upon you and learn from me, for I am gentle and humble in heart, and you will find rest for your souls” (Matthew 11:29). Humility is an outward manifestation of an inner attitude. The humble person realistically appraises his gifts and abilities, and uses them for God’s glory. Pride produces tension, but humility frees us.

Philippians 2:3-4—The humble person will not selfishly compete with others, but will look for ways to honor them. He will be involved with the interests of others as well as his own.

1 Peter 5:5-6—God opposes the proud, for pride usurps God’s glory. God can send circumstances to bring us low, but we must

voluntarily humble ourselves.

Your Weekly Plan

1. Carry the Series A and *BWC* verses in your pack and review them daily. Leave the Series B and C verses in your verse box.

2. Place Philippians 2:3-4 and 1 Peter 5:5-6 in the window of your pack. Continue to keep the Series D cards you have yet not learned in your verse box.

3. Read the context of each verse before you begin to memorize it.

4. Learn your first new passage on the first two days after your *2:7 Series* class, and the second passage on the next two days.

5. After you have memorized your two passages, write them out or quote them to someone before coming to class.

6. Continue daily review of all the Series D verses you have memorized.

Scripture Memory Quiz

A. LIVE THE NEW LIFE

A large circular graphic divided into four quadrants by a central circle and two perpendicular lines. Each quadrant contains horizontal lines for writing. Outside the circle, there are additional horizontal lines for notes.

B. PROCLAIM CHRIST

The worksheet is enclosed in a rectangular border. At the top center, there are three horizontal lines for writing. To the left of the center, a stick figure stands on a horizontal line. A dashed line runs across the page, separating the top section from the middle section. The middle section contains a large cross. Below the cross, there are two vertical columns of horizontal lines for writing, one on the left and one on the right. At the bottom of the page, there are three horizontal lines for writing.

How to Do Theme(s) and Conclusions

By the time you arrive at the theme(s) and conclusions section, you will have done a considerable amount of study. You will have described the passage, made observations, meditated on several verses, and found some cross-references.

Before writing the theme, review your study again looking for the central idea of the passage. Ask yourself, “What is the main message the author is trying to communicate?” State this idea as clearly as possible to arrive at the theme of the passage.

If there are several paragraphs in the passage, first try stating the main idea in each paragraph and then search for a central theme running through all of them.

After deciding on the theme of the passage, you will start drawing some conclusions from the study. Review your observations, questions, and cross-references. Look for cause-effect relationships and outstanding principles that you have observed. Make sure your conclusions can be substantiated from the passage and the cross-references that you recorded.

Here is one possible conclusion from 1 Thessalonians 1:1-5:

Verse 3: Inward reality (faith, hope, love) produces outward result.

Five-Point Application

In *The 2:7 Series* you have had many opportunities to apply God’s Word to specific areas of your life. Review the material in Course 3 (pages 55-56) on how to write a five-point application. Using this method, record how you intend to obey God in some area of your life.

Personal application is one of the main goals of Bible study. Extended study times give the Holy Spirit greater opportunity to speak to you about His concerns for your life.



The Scriptures were not given to increase our knowledge but to change our lives.

—D.L. Moody

Theme(s): Paul's Gospel in Thessalonica (verses 1-5)
Paul's Effective Ministry in Thessalonica (verses 6-10)

Conclusions: Prayer, preaching, and the demonstration of power are three keys to communicating the gospel (verses 2,5).

An effective gospel ministry includes being imitators of some and examples to others (verses 6-7).

Turning to God from idols is a work of faith, serving a living God is a labor of love, and waiting for His son is steadfastness of hope (verses 3,9,10).

Application: The truth of 1 Thessalonians 1:9 is to turn from idols and focus on Christ.

My need results from making money my idol. I hold on too tightly to my paycheck and possessions and am selfish with how I spend what God has given.

I will plan to draw up a budget this week and give at least 10% to Christ's work. I will also memorize 1 Thessalonians 1:9-10.

I will check myself by sharing my application with my roommate and having him review my verses with me.

ASSIGNMENT FOR SESSION 4

1. Scripture Memory:
 - a. Study and complete “Scripture Memory Instructions—Week Four” (page 42).
Memorize verses on “Purity,” Ephesians 5:3 and 1 Peter 2:11.
 - b. Review daily Series B and the new passages after you learn them.
 - c. Prepare to take a quiz on the topics, references, and first two words for Series A, B, and C of the *Topical Memory System*.
2. Quiet Time: Continue your Bible reading, marking, recording, and responding back to God in prayer.
3. Bible Study: Complete the Bible study for 1 Thessalonians 2:1-20. Include theme(s), conclusions, and application (pages 49-52).
4. Evangelism: Come prepared to report on any evangelistic opportunities this past week.
5. Discipling:
 - a. Read and mark “The Pass-It-On Concept” and “Ministering One-to-One,” pages 46-48.
 - b. Begin praying for an individual whom you could help using the pass-it-on concept.

Session 4

OUTLINE OF THIS SESSION

1. Break into verse review groups and review the verses on “Purity,” Ephesians 5:3 and 1 Peter 2:11.
2. Share from your Bible Reading Highlights Record.
3. Report on any evangelistic opportunities this past week.
4. Take the quiz on the topics, references, and first two words for Series A, B, and C of the *Topical Memory System*.
5. Discuss “The Pass-It-On Concept” and the “Ministering One-to-One” articles (pages 46-48).
6. Discuss the Bible study for 1 Thessalonians 2:1-20.
7. Read the “Assignment for Session 5” (page 53).
8. Pray.

Scripture Memory Instructions—Week Four

About the Verses

TOPIC 3. PURITY

By the grace of God, every believer can experience a lifestyle that is morally pure in both thought and action.

Ephesians 5:3—God’s standard is that believers in Christ should avoid all immorality because they are saints—people set apart for God.

1 Peter 2:11—Nothing saps spiritual vitality as much as lusts of the flesh. We should not see how close we can come to the brink of sin, but rather “avoid every kind of evil” (1 Thessalonians 5:22).

Your Weekly Plan

1. Carry the Series B verses in your pack and review them daily. Leave the Series A

and C verses in your verse box.

2. Place Ephesians 5:3 and 1 Peter 2:11 in the window of your pack. Keep the unlearned Series D cards in your verse box.

3. Read the context of each verse before you begin to memorize it.

4. Learn your first new verse on the first two days after your *2:7 Series* class, and the second verse on the next two days. Continue to review both verses daily.

5. After you have memorized your two new verses, write them out or quote them to someone before coming to class.

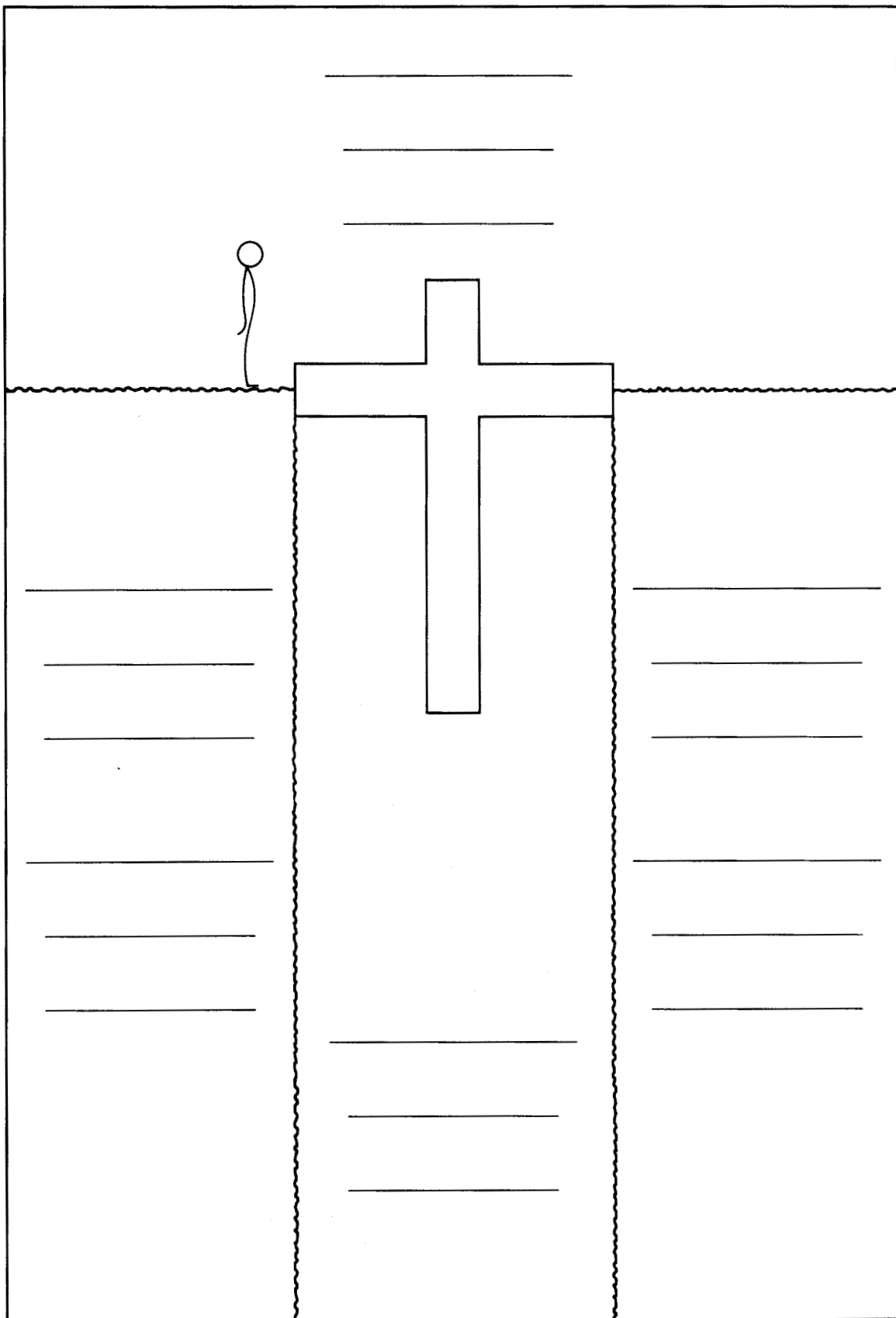
6. Continue daily review of all the Series D passages you have memorized.

Scripture Memory Quiz

A. LIVE THE NEW LIFE

A large circular graphic designed for a scripture memory quiz. It features a central circle with three horizontal lines for writing. Surrounding this central circle are four quadrants, each containing three horizontal lines for writing. The entire graphic is enclosed within a large outer circle. To the left of the graphic, there are three horizontal lines for additional writing.

B. PROCLAIM CHRIST



The Pass-It-On Concept

One of the greatest joys in life is passing on to others what God has taught you. Natural, effective ministry takes place when you sincerely and enthusiastically pass on to someone else what you have learned and experienced. This idea is expressed in 1 John 1:3, “We proclaim to you what we have seen and heard, so that you also may have fellowship with us. And our fellowship is with the Father and with his Son, Jesus Christ.”

To be healthy, a Christian needs to continue to develop in three dimensions: knowledge, skills, and character. As you think about helping someone else in these areas, ask yourself: What have I learned about Jesus Christ, the Bible, and the Christian life? What skills have I acquired in sharing my faith, leading Bible studies, and doing follow-up? How has my life become more Christlike? What are my values and standards as a committed Christian?

People you are helping need both biblical principles and practical knowhow. There is often a large gap between what people know and what they do. You have learned some skills and acquired some tools that you could pass on to other Christians. Pray and be thinking about with whom you might share some of the things you have learned. You will want to share in a natural way. Don’t be pushy. Don’t preach—but do pass it on. When you observe the results of others becoming more Christlike and better equipped to serve Him, you then realize this is truly one of the greatest investments of your time and energy.

In this course, you will help another Christian grow by sharing some tools and concepts from *The 2:7 Series*. You may choose from several options as you meet with another person a minimum of four times.

You can teach this person the discipline of a daily quiet time by walking him or her through the three steps leading up to the use of the Bible Reading Highlights Record. A second option would be to help the person memorize the five verses on *Beginning with Christ*, teaching the principles of Scripture memorization. Third, you may use the booklet *Lessons on Assurance*. This is a Bible study on the five assurance verses you have memorized. (Both are available from NavPress or your local Christian bookstore.)

Start praying now about someone you could help in one of the above areas. If you don’t have contacts, ask your pastor or someone else on the church staff for suggestions.

Ministering One-to-One

Good relationships between individuals are at the heart of effective ministry. Of course, the most basic relationship is involvement with one other person. There are times when it is impractical to organize a small group or triad—when an individual needs and wants help immediately. The interaction can be for as little as one or two sessions, or may continue for several months.

Waylon B. Moore, in his article “Why Make Disciples?” speaks clearly to the issue of ministering one to one. Here are several of the reasons he lists for discipling people individually.

1. Anyone in the local church can do individual discipling. He simply shares with another what the Lord is doing in his life, and leads the other person in the steps he has already taken.
2. Few people have the time or capacity to be intimately involved in the lives of a large number of individuals. Anyone can make time for working with one person.
3. Individual discipling has the closeness of friendship and the precision of a teacher-apprentice relationship.
4. The method of individual discipling is flexible in schedule and intensity. Training and Bible study assignments can be paced according to individual needs. Spiritual growth is thus more rapid and effective.
5. Exhortation, correction, and admonition can be quickly and easily given in individual relationships.
6. The needs of the disciple come to the surface in the privacy of individual ministry.

GUIDELINES FOR THE ONE-TO-ONE DISCIPLER

Some excellent guidelines for the one-to-one discipler are found in the booklet *Man to Man: How to Do Individual Disciplemaking*, by Jack Griffin. Here is a summary of some of his suggestions:

1. *Make sure you are well prepared.* Pray before spending one-to-one time with someone, and organize yourself.
2. *Remember that you can't lead anyone further than you have gone.* You cannot lay solid foundations in someone else's life with what are only sketchy outlines in your own.
3. *You teach by the example of your life.* The person who is ministering one-to-one must be what he is trying to teach.
4. *Tailor your help to meet the need of the individual.* Every person is different. Don't try to pour them all in the same mold.
5. *Repeat everything.* "He tells us everything over and over again, a line at a time and in such simple words!" (Isaiah 28:10, TLB). Make no apologies for repeating things.
6. *In everything, show the person how.* We are generally too long in telling people what to do, and too short in showing them how.
7. *Give achievable assignments.* If you are shoveling everything you have at the person you are individually following up, throw away your shovel. Get an eye-dropper or a thimble.
8. *Take nothing for granted.* Check and double-check his progress on past commitments. "How have you been doing in your quiet times these last two weeks, Joe?"
9. *Keep emphasizing the lordship of Christ.* Jesus said, "Anyone who does not carry his cross and follow me cannot be my disciple" (Luke 14:27), and "Any of you who does not give up everything he has cannot be my disciple" (Luke 14:33).
10. *Help the person establish his goals in life*—the goals of knowing Christ and making Him known.
11. *Meet a person's needs through the Scriptures.*
12. *Keep sharing with him the importance of the "basics"*—God's Word, prayer,

fellowship, witnessing, and keeping Christ at the center of everything. “For no one can lay any foundation other than the one already laid, which is Jesus Christ” (1 Corinthians 3:11).

13. *Explain the 2 Timothy 2:2 principle*—concentrating on faithful men who will be able to teach others also. Teach him to give his life to a few, who in turn will multiply into many. Keep sharing the vision of disciplemaking (Matthew 28:19-20).

14. *Thank him for the fellowship.* “Thanks, Nancy (or thanks, Joe), for the time with you tonight. It’s been a real blessing for me.” Thank God for this time as well.

15. *Remember Psalm 127:1:* “Unless the Lord builds the house, its builders labor in vain.” It is God who builds disciples. He is the Master Trainer.

ASSIGNMENT FOR SESSION 5

1. Scripture Memory:
 - a. Study and complete “Scripture Memory Instructions—Week Five” (page 54).
Memorize verses on “Honesty,” Leviticus 19:11 and Acts 24:16.
 - b. Review daily Series C and the new D passages after you learn them.
2. Quiet Time: Continue your Bible reading, marking, recording, and responding back to God in prayer.
3. Evangelism: Come prepared to share the progress you have made with people you are seeking to befriend. (Look at Activities Record.)
4. Discipling:
 - a. Be praying and thinking about potential people for one-to-one discipling. Begin using one of the pass-it-on concepts with them as soon as you sense God’s leading.
 - b. Read and mark “How to Do Effective Follow-Up,” pages 54-58.
 - c. Complete the “Spiritual Parenting” Bible study, page 56.
 - d. Complete the Bible study on “Assurance of Salvation,” pages 61-63.

Session 5

OUTLINE OF THIS SESSION

1. Break into verse review groups and quote the verses on “Honesty,” Leviticus 19:11 and Acts 24:16.
2. Share from your Bible Reading Highlights Record.
3. Share progress you have made with the people on your Activities Record.
4. Briefly share your thoughts on one-to-one discipling.
5. Discuss “How to Do Effective Follow-Up” (pages 54-58).
6. Observe the group leader role-playing a presentation of an “Assurance of Salvation” follow-up plan (page 59).
7. Discuss the sample “Initial Bible Study” follow-up plan (page 60).
8. Discuss the Bible study “Assurance of Salvation” (pages 61-63).
9. Read the “Assignment for Session 6” (page 63).
10. Pray.

Scripture Memory Instructions—Week Five

About the Verses

TOPIC 4. HONESTY

The rationales that “nothing is wrong unless you get caught” and “everybody’s doing it” are often used to justify compromising behavior patterns. But Christians must resist the pressure to conform to standards they know are not scriptural.

Leviticus 19:11—Here God set forth for Moses His standard of honesty.

Acts 24:16—Paul is an excellent example of a person with a strong resolve to maintain a clear conscience. We need to be honest and open with God and with people. A Christian must not disregard his conscience or allow it to become calloused.

Your Weekly Plan

1. Carry the Series C verses in your pack and review them daily. Leave the Series A and B verses in your verse box.

2. Place Leviticus 19:11 and Acts 24:16 in the window of your pack.

3. Learn your first new verse on the first two days after your 2:7 *Series* class, and the second verse on the next two days.

4. After you have memorized your new verses, write them out or quote them to someone before coming to class.

5. Continue daily review of all the Series D verses you have memorized.

How to Do Effective Follow-Up

WHAT IS FOLLOW-UP?

In Luke 15:10, Jesus said, “I tell you, there is rejoicing in the presence of the angels of God over one sinner who repents.” It is an exciting time when someone comes to Christ!

Evangelism is exhilarating! Nothing in the ministry seems to equal the delight of helping a child, a woman, a man, or a couple commit their life to Christ!

But, if the newly born-again person is to do well in the Christian life, immediate follow-up is essential. In the Christian vocabulary, *follow-up* became a familiar word related to the mass evangelism of Billy Graham and others. Counselors have been trained to help inquirers commit their lives to Christ and to provide follow-up materials for the new believers. Then additional follow-up has been done by the counselors and churches.

Follow-up is biblical, though it is not a term used in the Scriptures. Paul clearly practiced the imperative of follow-up. An example is Acts 15:36, “Paul said to Barnabus, ‘Let us go back and visit the brothers in all the towns where we preached the word of the Lord and see how they are doing.’”

Follow-up can be defined as *spiritual pediatrics*—dealing with the development and care of a spiritual child.

A LINK IN A CHAIN

When a person makes a commitment to Christ, it is often the result of many circumstances, over a period of time, and the influence of several people. You may be the instrument the Holy Spirit uses to lead someone to Christ, but we often reap because of the cultivation and sowing of others. In John 4:38 we read Jesus’ words: “I sent you to reap what you have not worked for. Others have done the hard work, and you have reaped the benefits of their labor.”

Paul stated the truth in a similar way in 1 Corinthians 3:6-7—“I planted the seed, Apollos watered it, but God made it grow. So neither he who plants nor he who waters is anything, but only God, who makes things grow.”

You are learning principles and guidelines for follow-up so you can be a good spiritual parent. Spiritual parenting is an exciting adventure, and you will enjoy learning more about how to be effective in it.

SPIRITUAL PARENTING

In the physical realm, the birth of a child is only the beginning of parenthood. The responsibility of the parent is to feed, protect, provide for, guide, and train the child. The goal is to bring up that child to be a mature, responsible adult.

The same is true in the spiritual realm. Now spiritual babies have tremendous potential for a wonderful life and usefulness for the cause of Christ. If you are faithful in following up a new Christian, you are doing a good job of parenting. Without help, a person can easily fall into a nominal Christian existence and be of little help, and even be a hindrance to the cause of Christ. It is the responsibility of a spiritual parent to help the new Christian get a strong start.

Effective follow-up begins with a healthy spiritual birth. Then, the new believer needs digestible food, protection from false teaching, and loving care. Training and correction, encouragement and challenge, instruction and example all contribute toward good follow-up.

My dear children, for whom I am again in the pains of childbirth until Christ is formed in you.

—Galatians 4:19

Even though you have ten thousand guardians in Christ, you do not have many fathers, for in Christ Jesus I became your father through the gospel. Therefore I urge you to imitate me.

—1 Corinthians 4:15-16

SPIRITUAL PARENTING BIBLE STUDY

As a spiritual parent you are both mother and father to a young Christian. Study 1 Thessalonians 2:7-11, and list all the positive characteristics that Paul modeled in his spiritual care for the Thessalonians. Then list some practical ways to express these characteristics to a young Christian.

VERSE	CHARACTERISTIC	EXPRESSION
7	_____	_____
	_____	_____
	_____	_____
	_____	_____
8	_____	_____
	_____	_____
	_____	_____
	_____	_____
9	_____	_____
	_____	_____
	_____	_____
	_____	_____
10	_____	_____
	_____	_____
	_____	_____
	_____	_____
11	_____	_____
	_____	_____
	_____	_____
	_____	_____

According to 1 Thessalonians 2:12, what is the goal of spiritual parenthood?

HINDRANCES TO PERSONAL FOLLOW-UP

There are a number of reasons why people fail to follow up new believers.

1. Being too busy

Caring for spiritual children takes time. You must make it a priority and plan for it in your schedule.

2. Feeling inadequate

You don't have to be a seminary or Bible school graduate to help people significantly. Just teach someone what you have already learned. Even a little time spent with a young Christian can be an excellent investment. You must recognize that your adequacy comes from Christ.

3. Not assuming parental responsibility

It is possible to get so excited about evangelism that follow-up is neglected. When a couple has a baby, they are responsible to raise that child. The same is true for spiritual parents.

4. Not knowing how

Just as parents have to learn to raise their children, you must learn to raise your spiritual children. Sometimes we can learn from others. Sometimes we learn by trial and error. Don't be afraid to try.

5. Not considering the worth of the individual

Many do not consider it significant to work with one individual. Some of the greatest growth can take place in a person's life on a one-to-one basis.

AREAS OF FOLLOW-UP

The early days of a new believer's life are crucial ones. What do new believers need to know and do in the early stages of their walk with God? They need to have an assurance of their salvation. They must establish a daily relationship with God by learning to have a quiet time. It is also helpful to begin studying the Bible with other believers and memorize some basic passages that will set their minds on God throughout the day.

You will become familiar with all of these areas through *The 2:7 Series* except for the *Lessons on Assurance* Bible study. You will complete part of this helpful follow-up tool on pages 59-60.

DEVELOPING FOLLOW-UP PLANS

Before you meet with a new believer it is important for you to prepare. A worksheet has been included in this material to help you plan for your follow-up sessions. The worksheet has two major sections: the goal and the process.

The Goal

Write a goal for each follow-up topic. Consider what you want to observe in the person's life as a result of the topic covered. For example, your goal for quiet time could be "to have the new believer grasp the importance of daily Bible reading and prayer, in order to develop a relationship with Christ; and to become established in this discipline."

The Process

As you prepare your plans for follow-up, think through the following four steps:

Step 1: Tell Him Why

- a. *Motivate* the person in the area you will be covering. *Explain why* the topic is important to him and how it is going to help him in his Christian life.
- b. Use a *passage of Scripture* to illustrate your point.
- c. Use a *personal example* of how it helped you.
- d. Use an *illustration* to make your point clear. Illustrations are good teaching tools for helping a person get a grasp of or remember the topic.
- e. Ask *questions* about the topic. Help him to discover for himself the importance of the area you are going to teach him.

Step 2: Show Him How

- a. *Demonstrate* it for him. Do it with him. Telling is not as good as showing. If you are covering the quiet time, then have a quiet time with him.
- b. *Review* it to insure that he knows what to do.
- c. *Limit what you cover*. Don't cover everything you know on the subject. Give him bite-sized pieces over a number of sessions.

Step 3: Get Him Started

- a. Give him an *assignment*. Make it simple and clear.
- b. *Set the example*. Don't expect him to do something you are not doing yourself. Setting the example is one of the best teaching tools you can use.

Step 4: Keep Him Going

- a. *Check up* on his assignments. There is a saying, "People do what you inspect, not what you expect." Set up a time when you can be accountable to one another in the area you assigned him.
- b. *Gradually develop* his skill in the area. Don't give him everything on the topic at one time. Go deeper into the topic over a period of time as he is ready to handle it.
- c. List some *additional ways to reinforce* what you have taught him. One of the most dynamic things you can do is to expose him to other people who are modeling the Christian life and ministry. You can also assign or promote the following:
 - Bible study
 - Book or pamphlet
 - Audio or video tape
 - Conference, seminar, or workshop

One of the strongest ways to reinforce someone is to introduce him to someone who is very strong in the areas you want to focus on. If the person first failed and later succeeded, the impact is even greater.

Follow-Up Plan

TOPIC: Assurance of Salvation

GOAL: _____

PROCESS:

Step 1: TELL HIM WHY

Step 2: SHOW HIM HOW

Step 3: GET HIM STARTED

Step 4: KEEP HIM GOING

Follow-Up Plan

TOPIC: Initial Bible study

GOAL: To introduce the new believer to the joys of Bible study and to help him discover how the Bible relates to developing his relationship to God and others.

PROCESS:

Step 1: TELL HIM WHY

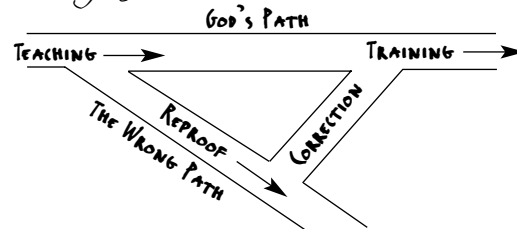
Question to ask: Why do you think studying the Bible is important?

- To protect against false teaching—To build a solid foundation in the faith—To develop a deeper relationship with the Lord.

Scripture to Discuss: Psalm 19:7-11; 2 Timothy 3:16-17

Illustration of 2 Timothy 3:16

Personal Example: Tell him what the Bible has meant to me.



Step 2: SHOW HIM HOW

Use "Lessons on Assurance" Bible study

- Briefly scan the study with him.
- Explain the importance of the first chapter —"Assurance of salvation."
- Do the first couple of questions with him.

Step 3: GET HIM STARTED

Assign him to complete the rest of the chapter.
Set up a date for the next meeting.

Step 4: KEEP HIM GOING

Complete the "Lessons on Assurance" Bible study.

Use the "Lessons on Christian living" Bible study.

Get him involved in a small-group Bible study at church, possibly a new believers class.

BIBLE STUDY—ASSURANCE OF SALVATION

One of the tools mentioned for the pass-it-on concept was the Bible study *Lessons on Assurance*. The following is chapter 1 from the Bible study booklet *Lessons on Assurance*, published by NavPress. The series of studies is an excellent follow-up tool to use with a new believer.

MEMORIZE 1 JOHN 5:11-12

Assurance of Salvation

And this is the testimony: God has given us eternal life, and this life is in his Son. He who has the Son has life; he who does not have the Son of God does not have life.

(1 John 5:11-12)

The five passages you will study in *Lessons on Assurance* will equip you for your first encounters with the Enemy. His first approach is often to cast doubt on the work God has done in your heart. Although you won't hear his audible voice, he will whisper this in your mind: "You don't think you are saved and your sins forgiven just by believing and receiving Christ? Surely that is not enough!"

What will your answer be? Your only hope of successfully resisting such an attack is to resort to God's Word. What does God say about the matter? That is the important thing for you to know.

On the basis of this "testimony"—God's written Word—you can be convinced you have the Lord Jesus Christ, and with Him eternal life. You can thus overcome in this first test of your faith. The attack may recur, but now you can meet it with the Word of God in your heart.

EXPLORING 1 JOHN 5:11-12

Who gives eternal life?

Where is eternal life found?

Who has eternal life?

Who does not have eternal life?

“THIS IS THE TESTIMONY”

1. What did John say in John 20:31 about why he wrote his gospel?


“GOD HAS GIVEN US ETERNAL LIFE”

2. According to Romans 5:8, how has God shown that He loves you?


3. What results of man’s sinfulness are listed in Isaiah 59:2?



4. Read Ephesians 2:8-9. Why do human efforts always fail to reach God?



5. In 1 Peter 3:18 how did Peter explain what God has done to bring men to Himself?



6. How did John say a person receives the gift of salvation in John 1:12?

“HE WHO HAS THE SON HAS LIFE”

7. According to John 5:24, what three things are the result of hearing and believing?

PRESENT _____

FUTURE _____

PAST _____

8. What did Jesus promise His followers in John 10:27-29?

9. What takes place when a person becomes a Christian, as described in 2 Corinthians 5:17?

Which of the following changes have you experienced in your life?

(Check appropriate ones.)

_____ Inner peace

_____ New awareness of sin

_____ Victory over sin

_____ New love for God

_____ Desire to read the Bible

_____ Attitude changes

_____ Sense of forgiveness

_____ New concern for others

WRITE OUT 1 JOHN 5:11-12 FROM MEMORY

APPLYING 1 JOHN 5:11-12

Meditate on 1 John 5:11-12 and consider how to apply it to your life.

How do you know that you have eternal life?

Now take a few moments to thank God for all He has given you in Jesus Christ.

ASSIGNMENT FOR SESSION 6

1. Scripture Memory:

a. Study and complete “Scripture Memory Instructions—Week Six” (page 64).

Memorize the first verse on “Faith,” Hebrews 11:6.

b. Review daily Series A and the new verse after you learn it.

c. Prepare to take a quiz on the topics, references, and first two words for Series A, B, and C of the *Topical Memory System*.

2. Quiet Time: Continue your Bible reading, marking, recording, and responding back to God in prayer.

3. Bible Study: Complete the Bible study for 1 Thessalonians 3:1-13 (pages 69-72).

4. Evangelism: Come prepared to report on any evangelistic opportunities this past week.

5. Discipling: Come prepared to discuss your progress with your one-to-one discipling.

Session 6

OUTLINE OF THIS SESSION

1. Break into verse review groups and quote the first verse on “Faith,” Hebrews 11:6.
(Work on getting anything signed that you can on your Completion Record.)
2. Share from your Bible Reading Highlights Record.
3. Report on any evangelistic opportunities this past week.
4. Briefly discuss your progress with your one-to-one discipling.
5. Take the quiz on the topics, references, and first two words of Series A, B, and C of the *Topical Memory System*.
6. Discuss the Bible study for 1 Thessalonians 3:1-13.
7. Read the “Assignment for Session 7” (page 72).
8. Pray.

Scripture Memory Instructions—Week Six

About the Verse

TOPIC 5. FAITH

A personal faith in Christ is the beginning of spiritual life for the believer. With normal spiritual growth comes a stronger confidence in God and in His ability to work on our behalf. The genuine faith described in Hebrews 11:1 is produced in our life by the Holy Spirit (Galatians 5:22).

Hebrews 11:6—This verse tells us that it is in fact impossible to please God without exercising faith in Him. Since faith especially pleases God we must be certain we are living each day “by faith, not by sight” (2 Corinthians 5:7).

Your Weekly Plan

1. Carry the Series A verses in your pack and review them daily. Leave the Series B and C verses in your verse box.
2. Place Hebrews 11:6 in the window of your pack.
3. Learn your new verse in the first three days following your 2:7 *Series* class and review it daily for the rest of the week.
4. After you have memorized your new verse, write it out or quote it to someone before coming to the next session.
5. Continue daily review of all the Series D verses you have memorized.

B. PROCLAIM CHRIST

The diagram is a large rectangular frame divided into several sections for writing. At the top center, there are three horizontal lines. Below these, a stick figure stands on a horizontal line that also serves as a boundary. In the center of the frame is a large cross. Two vertical lines with wavy, scalloped edges extend from the horizontal boundary line down to the bottom of the frame, flanking the cross. On the left side of the frame, there are six horizontal lines. On the right side, there are five horizontal lines. At the bottom center, there are three horizontal lines.

ASSIGNMENT FOR SESSION 7

1. Scripture Memory:
 - a. Study and complete “Scripture Memory Instructions—Week Seven” (page 73).
Memorize the second passage on “Faith,” Romans 4:20-21.
 - b. Review daily Series B and the new verse after you learn it.
2. Quiet Time: Continue your Bible reading, marking, recording, and responding back to God in prayer.
3. Evangelism: Come prepared to pray for people on your Evangelism Prayer List.
4. Discipling:
 - a. Come prepared to share what you are learning concerning one-to-one discipling.
 - b. Prepare the “Follow-Up Plan” on quiet time, page 74, and be ready to role-play the plan with another person in your group.

Session 7

OUTLINE OF THIS SESSION

1. Break into verse review groups and quote the second passage on “Faith,” Romans 4:20-21.
2. Share from your Bible Reading Highlights Record.
3. Pray for those on your Evangelism Prayer List.
4. Discuss your progress with your one-to-one discipling.
5. Role-play the follow-up plan for “Quiet Time.”
6. Discuss how to use the Individual Discipleship Record (page 75).
7. Discuss “Assimilating New Believers into the Church” (page 76).
8. Read the “Assignment for Session 8” (page 76).
9. Pray.

Scripture Memory Instructions—Week Seven

About the Verse

TOPIC 5. FAITH

According to Hebrews 13:7, after we have reflected on the fruitful lives of godly leaders, we should “imitate their faith.” We can continue in the process of growing in our faith.

Romans 4:20-21—Abraham’s life illustrates how the exercise of faith pleases God. Abraham believed God in the face of human impossibility, and was honored as the father of faith. He proved God to be the God of the impossible. Our faith will also grow as we steadfastly believe God’s Word, act on His promises, and see Him work in our lives.

Your Weekly Plan

1. Carry the Series B verses in your pack and review them daily. Leave the Series A and C verses in your verse box.
2. Place Romans 4:20-21 in the window of your pack.
3. Learn your new passage in the first three days following your 2:7 Series class and review it daily for the rest of the week.
4. After you have memorized your new passage, write it out or quote it to someone before coming to class.
5. Continue daily review of all the Series D verses you have memorized.

Follow-Up Plan

TOPIC: Quiet Time _____

GOAL: _____

PROCESS:

Step 1: TELL HIM WHY

Step 2: SHOW HIM HOW

Step 3: GET HIM STARTED

Step 4: KEEP HIM GOING

Assimilating New Believers into the Church

What kind of procedure does your church have for assimilating new believers? Many churches have new believer classes. This is a good way to introduce the young convert to the church because the entire class is at the same level of spiritual growth. After that class they can become a part of an existing Sunday school class or fellowship group. Excellent tools to use for a new believers class are the *Lessons on Assurance* and *Lessons on Christian Living* Bible studies (both of which are consolidated into one guide called *Growing in Christ*, published by NavPress).

We also need to be sensitive to people's backgrounds when trying to assimilate them into a church body. If a person from a religious background trusts in Christ, you can encourage him or her to become involved in a church fellowship immediately. However, when someone from a secular background comes to Christ, you will need to be sensitive to this. It may be necessary to do some personal Bible study together, as mentioned above, before introducing him or her to a local church fellowship.

ASSIGNMENT FOR SESSION 8

1. Scripture Memory:
 - a. Study and complete "Scripture Memory Instructions—Week Eight" (page 77).
Memorize the first passage on "Good Works," Galatians 6:9-10.
 - b. Review daily Series C and the new passage after you learn it.
2. Quiet Time: Continue your Bible reading, marking, recording, and responding back to God in prayer.
3. Bible Study: Complete the Bible study for 1 Thessalonians 4:1-18 (pages 79-82).
4. Evangelism: Come prepared to share together about people you are seeking to reach for Christ.
5. Discipling: Come prepared to discuss your progress with your one-to-one discipling.

Session 8

OUTLINE OF THIS SESSION

1. Break into verse review groups and quote the first passage on “Good Works,” Galatians 6:9-10.
2. Share from your Bible Reading Highlights Record.
3. Report on any evangelistic opportunities this past week.
4. Share what you see God doing with people on your Activities Record.
5. Discuss your progress with your one-to-one discipling.
6. Discuss the Bible study for 1 Thessalonians 4:1-18.
7. Read the “Assignment for Session 9” (page 78).
8. Pray.

Scripture Memory Instructions—Week Eight

About the Verse

TOPIC 6. GOOD WORKS

Paul taught in Ephesians 2:8-9 that good works will not save us, but in the tenth verse of this chapter he noted their importance nonetheless: “For we are God’s workmanship, created in Christ Jesus to do good works, which God prepared in advance for us to do.” It is faith alone that saves, but the faith that saves is never alone. Good works result from genuine faith in Jesus Christ.

Galatians 6:9-10—We should use every opportunity to do good to others, especially to fellow believers.

Your Weekly Plan

1. Carry the Series C verses in your pack and review them daily. Leave the Series A and B verses in your verse box.
2. Place Galatians 6:9-10 in the window of your pack.
3. Learn your new passage in the first three days following your 2:7 *Series* class and review it daily for the rest of the week.
4. After you have memorized your new passage, write it out or quote it to someone before you come to class.
5. Continue daily review of all the Series D verses you have memorized.

ASSIGNMENT FOR SESSION 9

1. Scripture Memory:
 - a. Study and complete “Scripture Memory Instructions—Week Nine” (page 83).
Memorize the second verse on “Good Works,” Matthew 5:16.
 - b. Review daily Series A, and Matthew 5:16.
2. Quiet Time: Continue your Bible reading, marking, recording, and responding back to God in prayer.
3. Bible Study: Complete the Bible study of 1 Thessalonians 5:1-28 (pages 85-88).
4. Evangelism: Come prepared to report on any evangelistic opportunities this past week.
5. Discipling: Come prepared to discuss your progress with your one-to-one discipling.

Session 9

OUTLINE OF THIS SESSION

1. Break into verse review groups and quote the second verse on “Good Works,” Matthew 5:16. (Work at getting anything signed that you can on your completion Record.)
2. Share from your Bible Reading Highlights Record.
3. Report on any evangelistic opportunities this past week.
4. Discuss your progress with your one-to-one discipling.
5. Discuss the Bible study for 1 Thessalonians 5:1-28.
6. Read the “Assignment for Session 10” (page 84).
7. Pray.

Scripture Memory Instructions—Week Nine

About the Verse

TOPIC 6: GOOD WORKS

James wrote that it is by our works that we prove our faith in Christ: “Faith by itself, if it is not accompanied by action, is dead” (James 2:17).

Matthew 5:16—Jesus said the good works we do are like a light shining in darkness and they cause people to praise God.

Your Weekly Plan

1. Carry the Series A verses in your pack

and review them daily. Leave the Series B and C verses in your verse box.

2. Place Matthew 5:16 in the window of your pack.

3. Learn your new passage in the first three days following your 2:7 Series class and review it daily for the rest of the week.

4. After you have memorized your new passage, write it out or quote it to someone before coming to class.

5. Continue daily review of all the Series D verses you have memorized.

ASSIGNMENT FOR SESSION 10

1. Scripture Memory:
 - a. Complete any remaining memory verses.
 - b. Review the Series D verses daily.
 - c. Come prepared to quote the twelve *Grow in Christlikeness* passages you have learned in this course.
 - d. Prepare to take a quiz on the topics, references, and first two words for Series A, B, C, and D of the *Topical Memory System*.
2. Quiet Time: Continue your Bible reading, marking, recording, and responding back to God in prayer.
3. Bible Study:
 - a. Read “How to Do a Book Summary,” page 94.
 - b. Complete the book summary of 1 Thessalonians (pages 95-96).
4. Evangelism: Come prepared to report on any evangelistic opportunities this past week.
5. Discipling: Come prepared to briefly discuss your progress with your one-to-one discipling.

Session 10

OUTLINE OF THIS SESSION

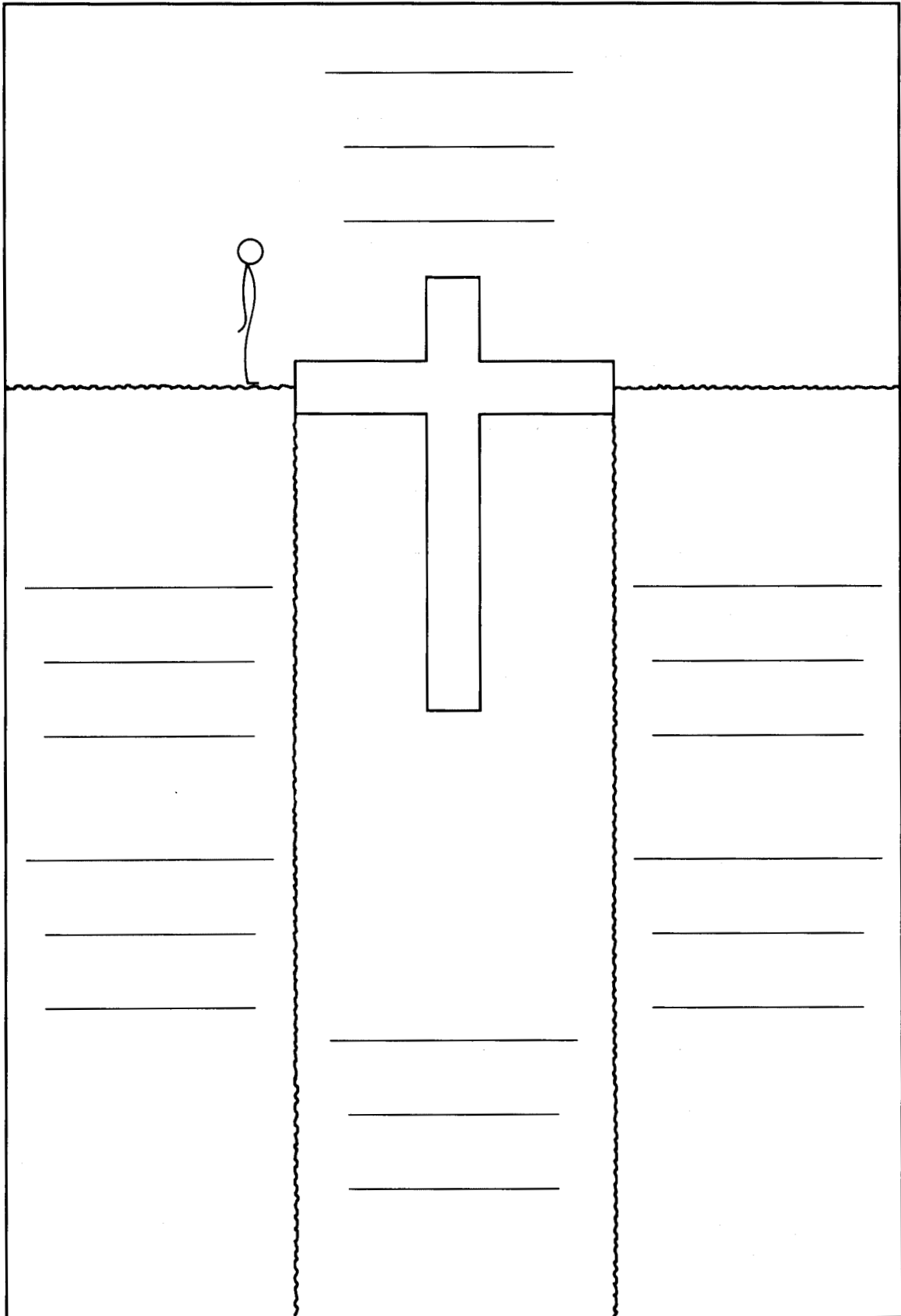
1. Break into verse review groups and quote the twelve *Grow in Christlikeness* passages you have learned in this course. (Work on getting anything signed that you can on your Completion Record.)
2. Share from your Bible Reading Highlights Record.
3. Report on any evangelistic opportunities this past week.
4. Take the quiz on the topics, references, and the first two words for Series A, B, C, and D of the *Topical Memory System*.
5. Discuss the book summary of 1 Thessalonians.
6. Read the “Assignment for Session 11” (page 97).
7. Pray.

Scripture Memory Quiz

A. LIVE THE NEW LIFE

The graphic consists of a large outer circle. Inside it is a smaller central circle. The space between the two circles is divided into four quadrants by two vertical lines that meet at the center. Each of these four quadrants contains three horizontal lines for writing. Additionally, there are three horizontal lines on the left side of the large circle, positioned between the top and bottom quadrants.

B. PROCLAIM CHRIST



How to Do a Book Summary

The purpose of a book summary is to enable you to review and consolidate the material you have studied over an extended period of time.

The first step in the book summary is to reread the book several times, always at one sitting. Since you are now well acquainted with the material, you should be able to read it rapidly. Look for the movement of the book—the general thread that runs through it. Try to get an overall view of the book.

Reviewing your passage descriptions will help you to see the general flow of the book. From this review, write an outline of the whole book. After you have completed your outline, go back and compare this with the outline you did in the book survey.

Next, review your passage themes and major conclusions. Decide which themes are most important and list them on the summary blank. Now do the same thing with your conclusions, choosing the most crucial ones and listing them on the blank.

Consider the book as a whole and give it a title. Try to keep your titles short and use words that are descriptive of the book's contents.

Finally, review your applications for each passage. Are there any applications you have not completed yet? The purpose of reviewing applications is to help us respond in love and obedience to God's will for our lives.

ASSIGNMENT FOR SESSION 11

1. Scripture Memory:
 - a. Complete any remaining memory verses.
 - b. Review the Series D verses daily.
 - c. Come prepared to quote the twelve *Grow in Christlikeness* passages you have learned in this course.
2. Quiet Time: Continue your Bible reading, marking, recording, and responding back to God in prayer.
3. Evangelism:
 - a. Come prepared to share on any evangelistic opportunities this past week.
 - b. Read and complete “A Parable: Saving Lives” (pages 98-99).
4. Discipling:
 - a. Come prepared to discuss your progress with your one-to-one discipling.
 - b. Read and mark “Ministering in Small Groups and Triads” (pages 99-101).
5. Other:
 - a. Come prepared to share some of the major lessons you have learned during Course 4.
 - b. Read “Keep On Growing and Ministering” (page 102).

Session 11

OUTLINE OF THIS SESSION

1. Break into verse review groups and quote the twelve *Grow in Christlikeness* passages you have learned in this course. (Work at getting any final items signed on your Completion Record.)
2. Share from your Bible Reading Highlights Record.
3. Share any opportunities in evangelism this past week.
4. Discuss your progress with your one-to-one discipling.
5. Discuss “A Parable: Saving Lives” (pages 98-99).
6. Discuss “Ministering in Small Groups and Triads” (pages 99-101).
7. Share lessons learned during Course 4.
8. Briefly discuss “Keep On Growing and Ministering” (page 102).
9. Pray.

The following parable, as told by Charles Swindoll in his book *Growing Strong in the Seasons of Life*, has a great deal to say about a church’s evangelism efforts. You will find it interesting and challenging.

A Parable: Saving Lives

On a dangerous seacoast notorious for shipwrecks, there was a crude little lifesaving station. Actually, the station was merely a hut with only one boat...but the few devoted members kept a constant watch over the turbulent sea. With little thought for themselves, they would go out day and night tirelessly searching for those in danger as well as the lost. Many, many lives were saved by this brave band of men who faithfully worked as a team in and out of the lifesaving station. By and by, it became a famous place.

Some of those who had been saved as well as others along the seacoast wanted to become associated with this little station. They were willing to give their time and energy and money

in support of its objectives. New boats were purchased. New crews were trained. The station that was once obscure and crude and virtually insignificant began to grow. Some of its members were unhappy that the hut was so unattractive and poorly equipped. They felt a more comfortable place should be provided. Emergency cots were replaced with lovely furniture. Rough, hand-made equipment was discarded and sophisticated, classy systems were installed. The hut, of course, had to be torn down to make room for all the additional equipment, furniture, systems, and appointments. By its completion, the lifesaving station had become a popular gathering place, and its objectives had begun to shift. It was now used as sort of a clubhouse, an

attractive building for public gathering. Saving lives, feeding the hungry, strengthening the fearful, and calming the disturbed rarely occurred by now.

Fewer members were now interested in braving the sea on lifesaving missions, so they hired professional lifeboat crews to do this work. The original goal of the station wasn't altogether forgotten, however. The lifesaving motifs still prevailed in the club's decorations. In fact, there was a liturgical lifeboat preserved in the *Room of Sweet Memories* with soft, indirect lighting, which helped hide the layer of dust upon the once-used vessel.

About this time a large ship was wrecked off the coast and the boat crews brought in loads of cold, wet, half-drowned people. They were dirty, some terribly sick and lonely. Others were black and "different" from the majority of the club members. The beautiful new club suddenly became messy and cluttered. A special committee saw to it that a shower house was immediately built *outside* and *away* from the club so victims of shipwreck could be cleaned up *before* coming inside.

At the next meeting there were strong words and angry feelings, which resulted in a division among the members. Most of the people wanted

to stop the club's lifesaving activities and all involvements with shipwreck victims . . . ("it's too unpleasant, it's a hindrance to our social life, it's opening the door to folks who are not *our kind*"). As you'd expect, some still insisted upon saving lives, that this was their primary objective—that their only reason for existence was ministering to *anyone* needing help regardless of their club's beauty or size or decorations. They were voted down and told if they wanted to save the lives of various kinds of people who were shipwrecked in those waters, they could begin their own lifesaving station down the coast! They did.

As years passed, the new station experienced the same old changes. It evolved into another club . . . and yet another lifesaving station was begun. History continued to repeat itself . . . and if you visit that coast today you'll find a large number of exclusive, impressive clubs along the shoreline owned and operated by slick professionals who have lost all involvement with the saving of lives.

Shipwrecks still occur in those waters, but now, most of the victims are not saved. Every day they drown at sea, and so few seem to care . . . so very few.

Do you?

What can keep a church from following the pattern of this parable?

Ministering in Small Groups and Triads

USING SMALL GROUPS

For years churches have incorporated small-group Bible studies into their ministries. More recently other types of small groups have arisen with specialty emphases. The effectiveness of small groups for developing people in discipleship has now been well substantiated.

During *The 2:7 Series* you have been exposed to a great deal of small-group material. By the time you have completed *The 2:7 Series* you will have had a good deal of experience in both participating in and leading small groups.

Waylon B. Moore, in his article, “Why Make Disciples?” gives us practical insights into the value of small groups. He lists twelve reasons for group discipling, some of which are given below.

1. Group ministry is the method most often used in the local church, so people feel at ease with it and expect its methodology.
2. The group method allows people to participate without feeling put on the spot. Some people are not ready for one-to-one discipling.
3. A variety of teaching methods can be used in the group setting.
4. Bible study is highly stimulating as different members discuss together their research and application.
5. Momentum can grow in groups. A spirit of adventure and unity can eventually motivate those who are less eager at first.
6. Giving general correction and exhortation in a group is more subtle than directly confronting individuals.
7. A group counseling effect can result from people becoming interested in and praying for the needs of others.
8. Groups are effective channels for funneling people into a more intensive one-to-one relationship and training time.
9. The Holy Spirit can use the background and experiences of a number of people to teach each member of the group.
10. The spiritual gifts of all the members can collectively provide strength and ministry to the group.

USING TRIADS

The goal of a triad is to help each participant become more Christlike through accountability and intimacy with two other friends of the same gender. These three individuals fellowship together around the Word and prayer in an atmosphere of encouragement, trust, and stimulation. Ecclesiastes 4:12 says, “Though one may be overpowered, two can defend themselves. A cord of three strands is not easily broken.”

A number of churches are using triads to stimulate fellowship and discipleship in their congregation. Dr. Joe Aldrich in his book, *Life-Style Evangelism*, relates his experience as a pastor.

“At Mariners Church, where I served as pastor, we had dozens of groups of men meeting weekly to share their life in Christ together. Much healing took place as these men shared (1) the *Word* and *prayer*, (2) their *schedules*, and (3) their *relationships*. Meeting in supportive groups of three or four, they became catalysts to one another’s spiritual growth as they held each other accountable in specific areas of their lives. Important schedule items (critical appointments, decisions, etc.) were shared as prayer requests. Relationship concerns were communicated regularly. For example, it was not unusual to set aside ten to fifteen minutes for personal consideration of our wives’ social, emotional, mental, physical, and spiritual needs. Having written down needs in each area, the men would identify the two or three most urgent needs and share their plans to meet them that week. Held accountable to follow through, the men did so, and found growth was the happy result.

“Accountability is an important key to growth. In reality, it’s the key to Weight-Watchers. Their scales, diets, and exercises are probably not superior to any other weight loss clinic. It’s a regular group session which includes a weigh-in that gets the weight off. Accountability is so often missing. Where it is present, growth inevitably follows. Wives would come to me and say, ‘Joe, I don’t know what’s going on in those groups, but keep it up!’ Simply stated, the men were learning how to love each other, and the skills are transferable! It is doubtful such learning could take place Sunday morning, no matter how eloquent the pastor may be.”

Here are a few specific suggestions you might like to consider if you ever help organize triads:

1. Make the Word of God and prayer foundational. Insure that the Word is a major part of your time together. Allow time for prayer in each meeting.
2. Assign one person to lead your informal meeting each week. The leadership may be handled by one person, or you may rotate the responsibility.
3. Affirm one another and resolutely keep confidences.
4. Set two to four goals for which you will be accountable to the other two people. It is important for each person to have a goal for evangelistic outreach. This keeps the group vital and dynamic.
5. Evaluate after several meetings whether you want to continue. Remember that developing relationships takes lots of time and work. Be sure to give your triad adequate time to succeed.
6. Multiply your triad. If one in your group drops out for some reason, replace that person. If you have to move, consider starting a triad in your new location.

A triad can help develop meaningful friendships. For some people these warm, personal relationships may not develop through any other means. This setting can provide an atmosphere for healing and restoration or be a prelude and/or supplement to other disciple-making activities in the church.

Lessons Learned During Course 4

What lessons have you learned during Course 4? For example, how have you grown in evangelism, “STS” study, discipling, Scripture memory, devotional life, or follow-up skills? List several below.

Keep On Growing and Ministering

WHAT YOU HAVE ACCOMPLISHED

You have completed the second unit of *The Ministering Disciple*, Course 4. You are to be commended for your faithfulness and diligence in finishing *Growing Strong in God's Family* and four courses in *The 2:7 Series*. Your Christian *walk* has been strengthened and enriched in Course 4 by the following:

- Continuing in quiet time.
- Learning twelve passages on *Grow in Christlikeness*.
- Reviewing Series A, B, C, and D in the *Topical Memory System*.
- Beginning a list of future Scripture memory verses.
- Learning different ways to enhance Scripture memory review.
- Conducting a spiritual inventory using *The Wheel* and *The Hand*.
- Learning “Search the Scripture” Bible study techniques and completing a study of 1 Thessalonians.

Your Christian *ministry* has been challenged and enriched by:

- Continuing to build relationships with non-Christians and sharing the gospel with them.
- Discipling others using tools and concepts found in *The 2:7 Series*.
- Studying ways to disciple others through small groups, triads, and one-to-one ministry.
- Learning how to follow up new Christians.

THE MINISTERING DISCIPLE—COURSE 5

In Course 5 you will

- do a book study of Philippians as well as lead a Bible study discussion.
- learn how to lead an evangelistic Bible study.
- learn how to be a lifelong laborer for Christ.
- spend a half day in prayer *together* as a group.
- discover new insights into being a more effective discussion group leader.
- learn about spiritual gifts.

Notes

PAGE	SOURCE
46-47	Waylon B. Moore, "Why Make Disciples?" <i>Discipleship Journal</i> , issue six (Colorado Springs: NavPress, 1981), page 19. Moore adapted the article from his book, <i>Multiplying Disciples: The New Testament Method for Church Growth</i> (NavPress, 1981).
48	Jack Griffin, <i>Man to Man: How to Do Individual Disciplemaking</i> (Sydney South, Australia: The Navigators, 1981), pages 11-17.
98-99	Charles R. Swindoll, "A Parable: Saving Lives," in <i>Growing Strong in the Seasons of Life</i> (Portland, OR: Multnomah Press, 1983), pages 98-99. Used by permission.
100	Moore, page 19.
100-102	Joseph C. Aldrich, <i>Life-Style Evangelism</i> (Portland, OR: Multnomah Press, 1981), page 119. Used by permission.

Follow-Up Plan

TOPIC: _____

GOAL: _____

PROCESS:

Step 1: TELL HIM WHY

Step 2: SHOW HIM HOW

Step 3: GET HIM STARTED

Step 4: KEEP HIM GOING

Follow-Up Plan

TOPIC: _____

GOAL: _____

PROCESS:

Step 1: TELL HIM WHY

Step 2: SHOW HIM HOW

Step 3: GET HIM STARTED

Step 4: KEEP HIM GOING

RELATIONSHIP EVANGELISM ACTIVITIES RECORD

"We loved you so much that we were delighted to share with you not only the gospel of God but our lives as well." 1 Thessalonians 2:8

Name: _____
(my friend or acquaintance)

Address: _____

Phone: Home _____
Work _____

Dates: From _____ To _____

ACTIVITIES OPTIONS

Fun/recreation

Mutual interests

Discuss part or all of the Gospel.

Serve him/her.

Let him/her serve me.

Do something with another Christian.

Share part or all of my testimony.

Other

DATE	ACTIVITIES (planned or completed)	RESULTS (or lessons I learned)

DATE	ACTIVITIES (planned or completed)	RESULTS (or lessons I learned)

RELATIONSHIP EVANGELISM ACTIVITIES RECORD

"We loved you so much that we were delighted to share with you not only the gospel of God but our lives as well." 1 Thessalonians 2:8

Name: _____

(my friend or acquaintance)

Address: _____

Phone: Home _____

Work _____

Dates: From _____ To _____

ACTIVITIES OPTIONS

Fun/recreation

Mutual interests

Discuss part or all of
the Gospel.

Serve him/her.

Let him/her serve me.

Do something with
another Christian.

Share part or all of
my testimony.

Other

DATE	ACTIVITIES (planned or completed)	RESULTS (or lessons I learned)

CULTIVATING—SOWING—HARVESTING

DATE	ACTIVITIES (planned or completed)	RESULTS (or lessons I learned)

RELATIONSHIP EVANGELISM ACTIVITIES RECORD

“We loved you so much that we were delighted to share with you not only the gospel of God but our lives as well.” 1 Thessalonians 2:8

Name: _____
(my friend or acquaintance)

Address: _____

Phone: Home _____
Work _____

Dates: From _____ To _____

ACTIVITIES OPTIONS

Fun/recreation

Mutual interests

Discuss part or all of the Gospel.

Serve him/her.

Let him/her serve me.

Do something with another Christian.

Share part or all of my testimony.

Other

DATE	ACTIVITIES (planned or completed)	RESULTS (or lessons I learned)

DATE	ACTIVITIES (planned or completed)	RESULTS (or lessons I learned)

RELATIONSHIP EVANGELISM ACTIVITIES RECORD

"We loved you so much that we were delighted to share with you not only the gospel of God but our lives as well." 1 Thessalonians 2:8

Name: _____
(my friend or acquaintance)

Address: _____

Phone: Home _____
Work _____

Dates: From _____ To _____

ACTIVITIES OPTIONS

Fun/recreation

Mutual interests

Discuss part or all of the Gospel.

Serve him/her.

Let him/her serve me.

Do something with another Christian.

Share part or all of my testimony.

Other

DATE	ACTIVITIES (planned or completed)	RESULTS (or lessons I learned)

DATE	ACTIVITIES (planned or completed)	RESULTS (or lessons I learned)

BIBLE READING HIGHLIGHTS RECORD

“Happy are those who keep my ways. Hear instruction, be wise, and do not refuse it. Happy is the man listening to me, watching daily at my gates, keeping watch at my doorposts.”

—Proverbs 8:32-34, MLB

PRAYER CONCERNS

THANKSGIVING

Date: _____ All I read today _____
 Best thing I marked today: *Reference:* _____
 Thought: _____

Date: _____ All I read today _____
 Best thing I marked today: *Reference:* _____
 Thought: _____

How it impressed me: _____

How it impressed me: _____

My response to God: _____

My response to God: _____

Date: _____ All I read today _____
 Best thing I marked today: *Reference:* _____
 Thought: _____

Date: _____ All I read today _____
 Best thing I marked today: *Reference:* _____
 Thought: _____

How it impressed me: _____

How it impressed me: _____

My response to God: _____

My response to God: _____

BIBLE READING HIGHLIGHTS RECORD

“Happy are those who keep my ways. Hear instruction, be wise, and do not refuse it. Happy is the man listening to me, watching daily at my gates, keeping watch at my doorposts.”

—Proverbs 8:32-34, MLB

PRAYER CONCERNS

THANKSGIVING

Date: _____ All I read today _____
 Best thing I marked today: *Reference:* _____
 Thought: _____

Date: _____ All I read today _____
 Best thing I marked today: *Reference:* _____
 Thought: _____

How it impressed me: _____

How it impressed me: _____

My response to God: _____

My response to God: _____

Date: _____ All I read today _____
 Best thing I marked today: *Reference:* _____
 Thought: _____

Date: _____ All I read today _____
 Best thing I marked today: *Reference:* _____
 Thought: _____

How it impressed me: _____

How it impressed me: _____

My response to God: _____

My response to God: _____

BIBLE READING HIGHLIGHTS RECORD

“Happy are those who keep my ways. Hear instruction, be wise, and do not refuse it. Happy is the man listening to me, watching daily at my gates, keeping watch at my doorposts.”

—Proverbs 8:32-34, MLB

PRAYER CONCERNS

THANKSGIVING

Date: _____ All I read today _____
 Best thing I marked today: *Reference:* _____
 Thought: _____

Date: _____ All I read today _____
 Best thing I marked today: *Reference:* _____
 Thought: _____

How it impressed me: _____

How it impressed me: _____

My response to God: _____

My response to God: _____

Date: _____ All I read today _____
 Best thing I marked today: *Reference:* _____
 Thought: _____

Date: _____ All I read today _____
 Best thing I marked today: *Reference:* _____
 Thought: _____

How it impressed me: _____

How it impressed me: _____

My response to God: _____

My response to God: _____

BIBLE READING HIGHLIGHTS RECORD

“Happy are those who keep my ways. Hear instruction, be wise, and do not refuse it. Happy is the man listening to me, watching daily at my gates, keeping watch at my doorposts.”

—Proverbs 8:32-34, MLB

PRAYER CONCERNS

THANKSGIVING

Date: _____ All I read today _____
 Best thing I marked today: *Reference:* _____
 Thought: _____

Date: _____ All I read today _____
 Best thing I marked today: *Reference:* _____
 Thought: _____

How it impressed me: _____

How it impressed me: _____

My response to God: _____

My response to God: _____

Date: _____ All I read today _____
 Best thing I marked today: *Reference:* _____
 Thought: _____

Date: _____ All I read today _____
 Best thing I marked today: *Reference:* _____
 Thought: _____

How it impressed me: _____

How it impressed me: _____

My response to God: _____

My response to God: _____

BIBLE READING HIGHLIGHTS RECORD

“Happy are those who keep my ways. Hear instruction, be wise, and do not refuse it. Happy is the man listening to me, watching daily at my gates, keeping watch at my doorposts.”

—Proverbs 8:32-34, MLB

PRAYER CONCERNS

THANKSGIVING

Date: _____ All I read today _____
 Best thing I marked today: *Reference:* _____
 Thought: _____

Date: _____ All I read today _____
 Best thing I marked today: *Reference:* _____
 Thought: _____

How it impressed me: _____

How it impressed me: _____

My response to God: _____

My response to God: _____

Date: _____ All I read today _____
 Best thing I marked today: *Reference:* _____
 Thought: _____

Date: _____ All I read today _____
 Best thing I marked today: *Reference:* _____
 Thought: _____

How it impressed me: _____

How it impressed me: _____

My response to God: _____

My response to God: _____

BIBLE READING HIGHLIGHTS RECORD

“Happy are those who keep my ways. Hear instruction, be wise, and do not refuse it. Happy is the man listening to me, watching daily at my gates, keeping watch at my doorposts.”

—Proverbs 8:32-34, MLB

PRAYER CONCERNS

THANKSGIVING

Date: _____ All I read today _____
 Best thing I marked today: *Reference:* _____
 Thought: _____

Date: _____ All I read today _____
 Best thing I marked today: *Reference:* _____
 Thought: _____

How it impressed me: _____

How it impressed me: _____

My response to God: _____

My response to God: _____

Date: _____ All I read today _____
 Best thing I marked today: *Reference:* _____
 Thought: _____

Date: _____ All I read today _____
 Best thing I marked today: *Reference:* _____
 Thought: _____

How it impressed me: _____

How it impressed me: _____

My response to God: _____

My response to God: _____

